



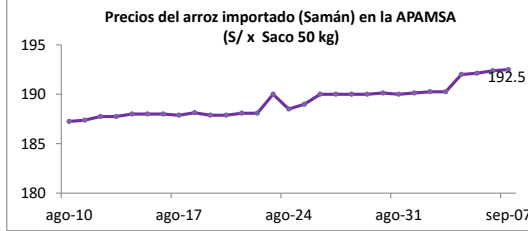
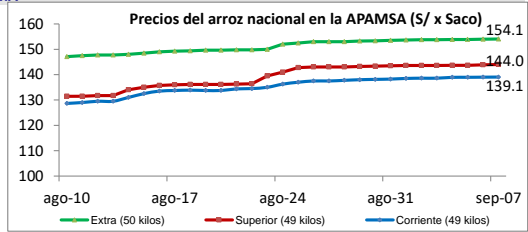
Lima 07 de septiembre del 2023

I ASOCIACIÓN DE PRODUCTORES AGRÍCOLAS MERCADO DE SANTA ANITA (APAMSA) - LIMA

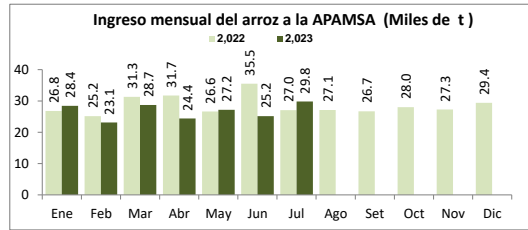
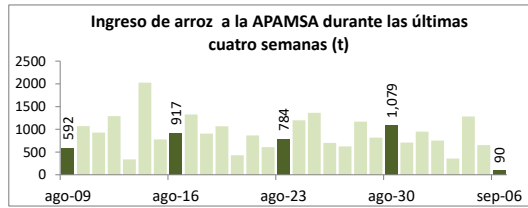
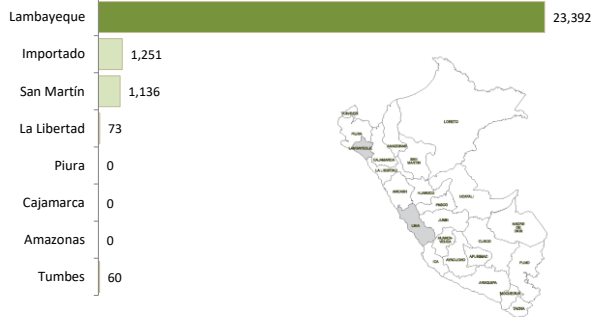


Precios del arroz según calidad (S/ por Unidad de medida)

| | Precio Promedio Ult 7 días | PRECIOS | | | Var. (%) |
|---------------------------|----------------------------|---------|--------|--------|----------|
| | | mar-05 | mié-06 | jue-07 | |
| Arroz nacional | | | | | |
| Corriente (49 kilos) | 138.7 | 139.0 | 139.0 | 139.1 | 0.0% |
| Superior (49 kilos) | 143.7 | 143.7 | 143.9 | 144.0 | 0.1% |
| Sup.Despuntado (49 kilos) | 148.2 | 148.4 | 148.5 | 148.4 | -0.1% |
| Extra (50 kilos) | 153.8 | 153.9 | 154.0 | 154.1 | 0.1% |
| Arroz de Uruguay | | | | | |
| Saman (50 kilos) | 191.0 | 192.1 | 192.4 | 192.5 | 0.1% |



Ingreso de arroz a la APAMSA, según procedencia, últimos 30 días (t)



II PRECIOS DEL ARROZ EN LA REGION LAMBAYEQUE

PRECIO DEL ARROZ EN EL MERCADO DE MOSHOQUEQUE

| | Últimos 7 días | | PRECIOS | | | |
|--------------------------------|----------------|---------------|--------------|-----|-----------|-----|
| | Precio Máximo | Precio Mínimo | miércoles-06 | | jueves-07 | |
| Arroz nor oriental | | | | | | |
| Extra (50 kilos) | 133 | 131 | 131 | 133 | 131 | 133 |
| Despuntado (50 kilos) | 125 | 123 | 123 | 125 | 123 | 125 |
| Superior (50 kilos) | 121 | 119 | 119 | 121 | 119 | 121 |
| Arroz criollo o norteño | | | | | | |
| Extra (50 kilos) | 147 | 145 | 145 | 147 | 145 | 147 |
| Despuntado (50 kilos) | 139 | 137 | 137 | 139 | 137 | 139 |
| Superior (50 kilos) | 134 | 131 | 131 | 134 | 131 | 134 |

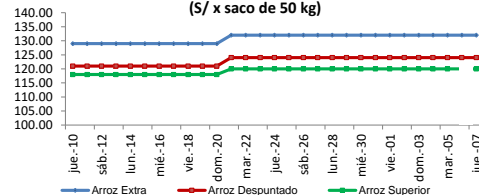
| | Precio Promedio Ult. 7 días | PRECIOS | | | Variación (%) |
|-------------------------------|-----------------------------|---------|--------|--------|---------------|
| | | mar-05 | mié-06 | jue-07 | |
| De origen nor oriental | | | | | |
| Extra (50 kilos) | 132.0 | 132.0 | 132.0 | 132.0 | 0.0% |
| Despuntado (50 kilos) | 124.0 | 124.0 | 124.0 | 124.0 | 0.0% |
| Superior (50 kilos) | 120.0 | 120.0 | 120.0 | 120.0 | 0.0% |
| Criollo o norteño | | | | | |
| Extra (50 kilos) | 146.0 | 146.0 | 146.0 | 146.0 | 0.0% |
| Despuntado (50 kilos) | 138.0 | 138.0 | 138.0 | 138.0 | 0.0% |
| Superior (50 kilos) | 132.5 | 132.5 | 132.5 | 132.5 | 0.0% |

PRECIO DEL ARROZ EN MOLINOS

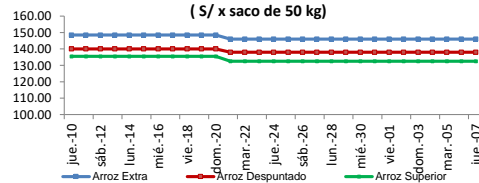
| | Últimos 7 días | | PRECIOS | | | |
|--------------------------------|----------------|---------------|--------------|-------|-----------|-------|
| | Precio Máximo | Precio Mínimo | miércoles-06 | | jueves-07 | |
| Arroz nor oriental | | | | | | |
| Extra (50 kilos) | 130.0 | 127.0 | 127.0 | 130.0 | 127.0 | 130.0 |
| Despuntado (50 kilos) | 121.0 | 119.0 | 119.0 | 121.0 | 119.0 | 121.0 |
| Superior (50 kilos) | 117.0 | 115.0 | 115.0 | 117.0 | 115.0 | 117.0 |
| Arroz criollo o norteño | | | | | | |
| Extra (50 kilos) | 145.0 | 143.0 | 143.0 | 145.0 | 143.0 | 145.0 |
| Despuntado (50 kilos) | 135.0 | 133.0 | 133.0 | 135.0 | 133.0 | 135.0 |
| Superior (50 kilos) | 130.0 | 127.0 | 127.0 | 130.0 | 127.0 | 130.0 |



Moshoqueque: Precios del arroz nor oriental (S/ x saco de 50 kg)



Moshoqueque: Precios del arroz criollo (S/ x saco de 50 kg)

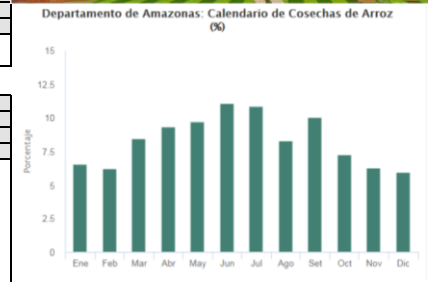


III PRECIOS REFERENCIALES DE ARROZ EN PRINCIPALES ZONAS PRODUCTORAS DEL PAIS

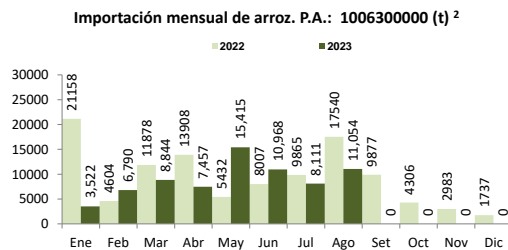
| | PILADO EN MOLINO (Soles) | | | | | |
|----------------------|---------------------------|-------|------------|-------|----------|-------|
| | Extra | | Despuntado | | Superior | |
| | Min | Máx | Min | Máx | Min | Máx |
| LAMBAYEQUE | Saco de 50 kg. | | | | | |
| Nor Oriental | 127.0 | 130.0 | 119.0 | 121.0 | 115.0 | 117.0 |
| Norteño (Lambayeque) | 143.0 | 145.0 | 133.0 | 135.0 | 127.0 | 130.0 |

| | PILADO EN MOLINO (Soles) | | | | | |
|-------------------|--------------------------|-------|----------|-------|-----------|-------|
| | Extra | | Superior | | Corriente | |
| | Min | Máx | Min | Máx | Min | Máx |
| SAN MARTIN | Saco de 50 kg. | | | | | |
| Rioja | 116.0 | 117.0 | 113.0 | 114.0 | 111.0 | 112.0 |
| Moyobamba | ... | ... | ... | ... | 120.0 | 123.0 |
| Bellavista | 130.0 | 140.0 | 110.0 | 115.0 | 95.0 | 100.0 |
| Tocache | 140.0 | 143.0 | 130.0 | 135.0 | 120.0 | 125.0 |
| San Martin | 145.0 | 147.0 | 128.0 | 130.0 | 110.0 | 112.0 |
| Picota | ... | ... | 130.0 | 132.0 | 120.0 | 125.0 |

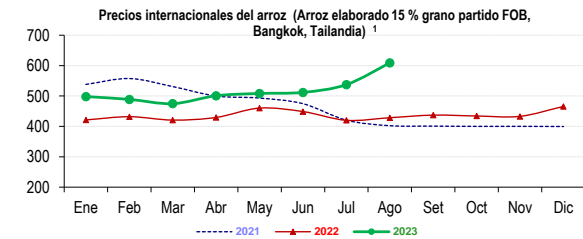
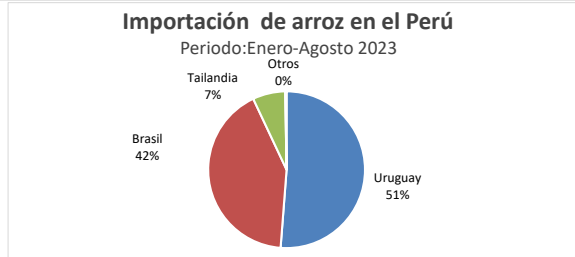
... Sin información



IV COMERCIO INTERNACIONAL



* La información de importaciones es preliminar, puede ser reajustada

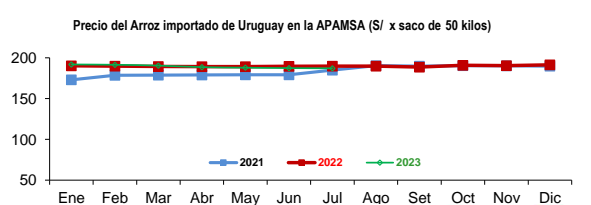
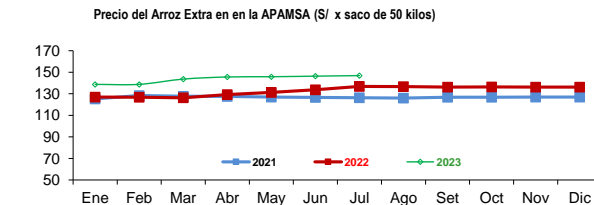
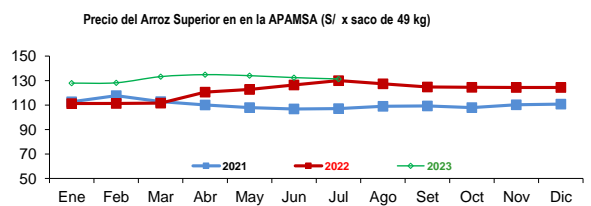
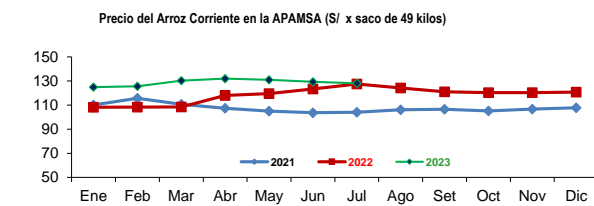


Precios internac. del arroz (Arroz elaborado, 15% grano partido FOB, Bangkok, Tailandia) US\$ / t

| | 2018 | 2019 | 2020 | 2021 | 2022 | 2023 |
|-----------|-------|-------|-------|-------|-------|-------|
| Enero | 425.6 | 407.9 | 449.4 | 538.1 | 421.2 | 498.0 |
| Febrero | 436.3 | 410.1 | 449.7 | 557.4 | 431.8 | 488.9 |
| Marzo | 425.2 | 404.5 | 487.9 | 531.0 | 420.7 | 474.7 |
| Abril | 448.2 | 413.8 | 562.1 | 499.9 | 429.4 | 500.8 |
| Mayo | 451.8 | 409.0 | 519.8 | 493.2 | 460.1 | 508.3 |
| Junio | 433.4 | 416.7 | 517.5 | 474.6 | 448.8 | 511.9 |
| Julio | 400.0 | 416.0 | 480.1 | 420.5 | 420.0 | 537.4 |
| Agosto | 404.0 | 427.4 | 498.2 | 402.3 | 428.5 | 609.1 |
| Setiembre | 405.5 | 427.8 | 511.1 | 400.9 | 437.1 | |
| Octubre | 409.7 | 423.9 | 477.5 | 400.0 | 434.2 | |
| Noviembre | 401.8 | 421.1 | 484.2 | 400.1 | 433.1 | |
| Diciembre | 403.0 | 428.3 | 518.7 | 399.6 | 465.6 | |

Fuente: Odepa con información de bolsas, Reuters y Mercado de Liniers.
Elaboración: MIDAGRI - Dirección de Estadística e Información Agraria.

V INFORMACIÓN MENSUAL DE PRECIOS EN LA APAMSA ³



Notas:

¹ Fuente: ODEPA

² Superintendencia Nacional de Administración Tributaria SUNAT

³ Fuente: Asociación de Productores Agrícolas Mercado Santa Anita

Elaboración: MIDAGRI-DGESEP-Dirección de Estadística e Información Agraria-Area de Comercio Interno

