



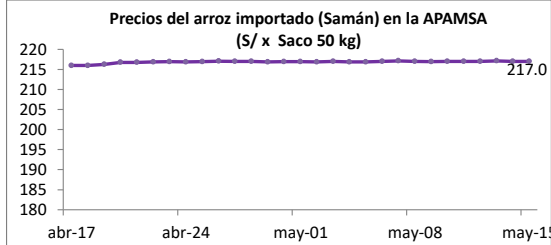
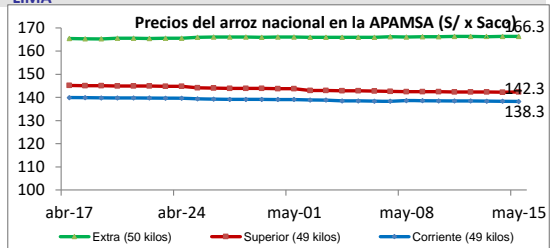
Lima 15 de mayo del 2024

I ASOCIACION DE PRODUCTORES AGRICOLAS MERCADO DE SANTA ANITA (APAMSA) - LIMA

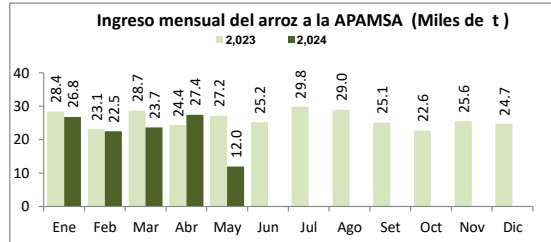
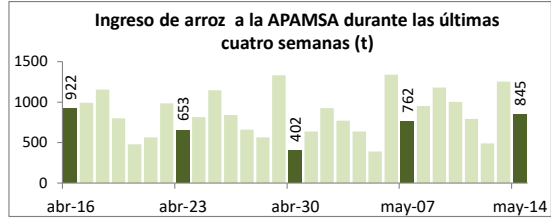
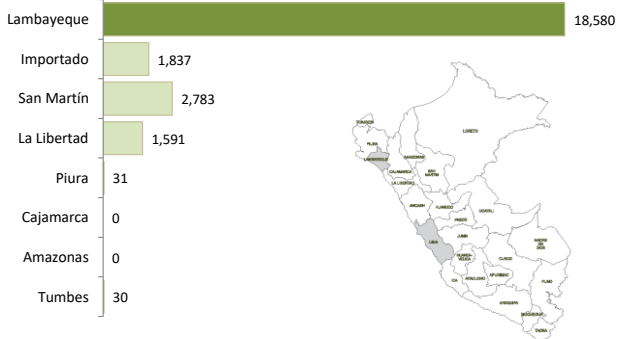


Precios del arroz según calidad (\$/ por Unidad de medida)

| | Precio Promedio Últ 7 días | P R E C I O S | | | |
|--------------------------|-------------------------------|---------------|--------|--------|----------|
| | | lun-13 | mar-14 | mié-15 | Var. (%) |
| Arroz nacional | | | | | |
| Corriente (49 kilos) | 138.5 | 138.4 | 138.3 | 138.3 | 0.0% |
| Superior (49 kilos) | 142.4 | 142.3 | 142.3 | 142.3 | 0.0% |
| Sup.Despuntado (49 kilc) | 151.8 | 151.6 | 151.7 | 151.4 | -0.2% |
| Extra (50 kilos) | 166.3 | 166.3 | 166.4 | 166.3 | 0.0% |
| Arroz de Uruguay | | | | | |
| Saman (50 kilos) | 217.0 | 217.1 | 217.0 | 217.0 | 0.0% |



Ingreso de arroz a la APAMSA, según procedencia, últimos 30 días (t)



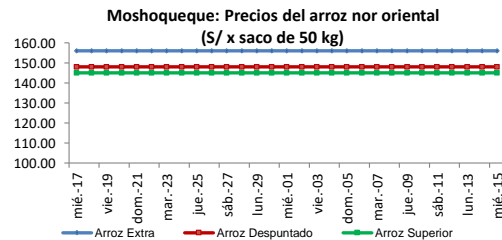
II PRECIOS DEL ARROZ EN LA REGIÓN LAMBAYEQUE

PRECIO DEL ARROZ EN EL MERCADO DE MOSHOQUEQUE

| | Últimos 7 días | | P R E C I O S | | | |
|--------------------------------|----------------|---------------|---------------|--------|--------------|--------|
| | Precio Máximo | Precio Mínimo | martes-14 | | miércoles-15 | |
| | | | Mínimo | Máximo | Mínimo | Máximo |
| Arroz nor oriental | | | | | | |
| Extra (50 kilos) | 157 | 155 | 155 | 157 | 155 | 157 |
| Despuntado (50 kilos) | 149 | 147 | 147 | 149 | 147 | 149 |
| Superior (50 kilos) | 146 | 144 | 144 | 146 | 144 | 146 |
| Arroz criollo o norteño | | | | | | |
| Extra (50 kilos) | 173 | 171 | 171 | 173 | 171 | 173 |
| Despuntado (50 kilos) | 167 | 165 | 165 | 167 | 165 | 167 |
| Superior (50 kilos) | 163 | 161 | 161 | 163 | 161 | 163 |

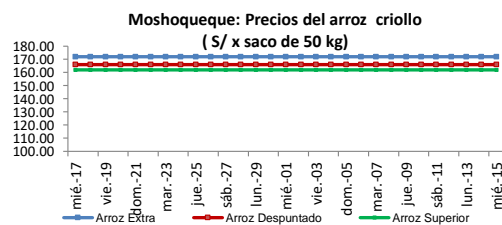


| | Precio Promedio Ult. 7 días | P R E C I O S | | | |
|-------------------------------|--------------------------------|---------------|--------|--------|---------------|
| | | lun-13 | mar-14 | mié-15 | Variación (%) |
| De origen nor oriental | | | | | |
| Extra (50 kilos) | 156.0 | 156.0 | 156.0 | 156.0 | 0.0% |
| Despuntado (50 kilos) | 148.0 | 148.0 | 148.0 | 148.0 | 0.0% |
| Superior (50 kilos) | 145.0 | 145.0 | 145.0 | 145.0 | 0.0% |
| Criollo o norteño | | | | | |
| Extra (50 kilos) | 172.0 | 172.0 | 172.0 | 172.0 | 0.0% |
| Despuntado (50 kilos) | 166.0 | 166.0 | 166.0 | 166.0 | 0.0% |
| Superior (50 kilos) | 162.0 | 162.0 | 162.0 | 162.0 | 0.0% |



PRECIO DEL ARROZ EN MOLINOS

| | Últimos 7 días | | P R E C I O S | | | |
|--------------------------------|----------------|---------------|---------------|--------|--------------|--------|
| | Precio Máximo | Precio Mínimo | martes-14 | | miércoles-15 | |
| | | | Mínimo | Máximo | Mínimo | Máximo |
| Arroz nor oriental | | | | | | |
| Extra (50 kilos) | 153.0 | 151.0 | 151.0 | 153.0 | 151.0 | 153.0 |
| Despuntado (50 kilos) | 145.0 | 143.0 | 143.0 | 145.0 | 143.0 | 145.0 |
| Superior (50 kilos) | 142.0 | 140.0 | 140.0 | 142.0 | 140.0 | 142.0 |
| Arroz criollo o norteño | | | | | | |
| Extra (50 kilos) | 169.0 | 167.0 | 167.0 | 169.0 | 167.0 | 169.0 |
| Despuntado (50 kilos) | 163.0 | 161.0 | 161.0 | 163.0 | 161.0 | 163.0 |
| Superior (50 kilos) | 159.0 | 157.0 | 157.0 | 159.0 | 157.0 | 159.0 |



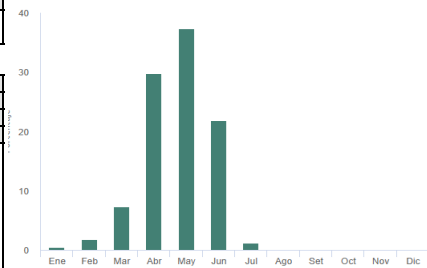
III PRECIOS REFERENCIALES DE ARROZ EN PRINCIPALES ZONAS PRODUCTORAS DEL PAIS

Calendario de Cosechas (%)



| | PILADO EN MOLINO (Soles) | | | | | |
|----------------------|---------------------------|-------|----------------|-------|----------------|-------|
| | Extra | | Despuntado | | Superior | |
| | Mín | Máx | Mín | Máx | Mín | Máx |
| LAMBAYEQUE | Saco de 50 kg. | | Saco de 50 kg. | | Saco de 50 kg. | |
| Nor Oriental | 151.0 | 153.0 | 143.0 | 145.0 | 140.0 | 142.0 |
| Norteño (Lambayeque) | 167.0 | 169.0 | 161.0 | 163.0 | 157.0 | 159.0 |

Departamento de La Libertad: Calendario de Cosechas de Arroz (%)

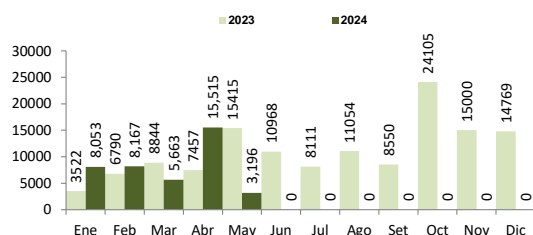


| | PILADO EN MOLINO (Soles) | | | | | |
|-------------------|--------------------------|-------|----------------|-------|----------------|-------|
| | Extra | | Superior | | Corriente | |
| | Mín | Máx | Mín | Máx | Mín | Máx |
| SAN MARTIN | Saco de 50 kg. | | Saco de 50 kg. | | Saco de 50 kg. | |
| Rioja | 135.0 | 140.0 | 130.0 | 133.0 | 120.0 | 125.0 |
| Moyobamba | ... | ... | ... | ... | 135.0 | 140.0 |
| Bellavista | 170.0 | 175.0 | 160.0 | 165.0 | 140.0 | 150.0 |
| Tocache | 160.0 | 170.0 | 130.0 | 135.0 | 120.0 | 130.0 |
| San Martín | 145.0 | 150.0 | 135.0 | 140.0 | 105.0 | 107.0 |
| Picota | 173.0 | 175.0 | 168.0 | 170.0 | 160.0 | 165.0 |

... Sin información

IV COMERCIO INTERNACIONAL

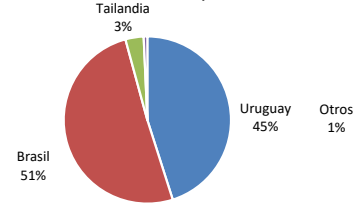
Importación mensual de arroz. P.A.: 1006300000 (t) ²



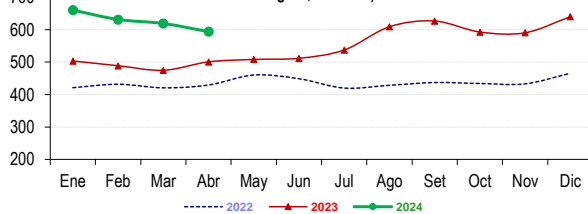
* La información de importaciones es preliminar, puede ser reajustada

Importación de arroz en el Perú

Periodo: Enero-Mayo 2024



Precios internacionales del arroz (Arroz elaborado 15% grano partido FOB, Bangkok, Tailandia) ¹



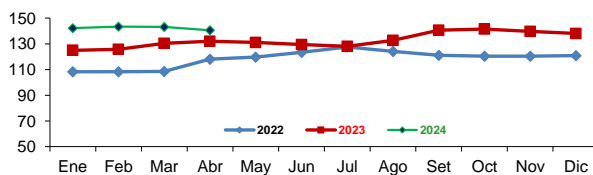
Precios internac. del arroz (Arroz elaborado, 15 % grano partido FOB, Bangkok, Tailandia) US\$ / t

| | 2019 | 2020 | 2021 | 2022 | 2023 | 2024 |
|-----------|-------|-------|-------|-------|-------|-------|
| Enero | 407.9 | 449.4 | 538.1 | 421.2 | 503.6 | 660.4 |
| Febrero | 410.1 | 449.7 | 557.4 | 431.8 | 488.9 | 631.5 |
| Marzo | 404.5 | 487.9 | 531.0 | 420.7 | 474.7 | 619.2 |
| Abril | 413.8 | 562.1 | 499.9 | 429.4 | 500.8 | 594.0 |
| Mayo | 409.0 | 519.8 | 493.2 | 460.1 | 508.3 | |
| Junio | 416.7 | 517.5 | 474.6 | 448.8 | 511.9 | |
| Julio | 416.0 | 480.1 | 420.5 | 420.0 | 537.4 | |
| Agosto | 427.4 | 498.2 | 402.3 | 428.5 | 609.1 | |
| Setiembre | 427.8 | 511.1 | 400.9 | 437.1 | 626.9 | |
| Octubre | 423.9 | 477.5 | 400.0 | 434.2 | 592.9 | |
| Noviembre | 421.1 | 484.2 | 400.1 | 433.1 | 590.5 | |
| Diciembre | 428.3 | 518.7 | 399.6 | 465.6 | 640.2 | |

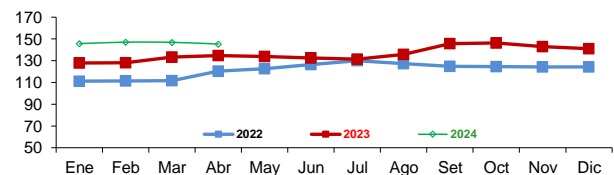
Fuente: Odepa con información de bolsas, Reuters y Mercado de Liniers. Elaboración: MIDAGRI - Dirección de Estadística e Información Agraria.

V INFORMACIÓN MENSUAL DE PRECIOS EN LA APAMSA ⁴

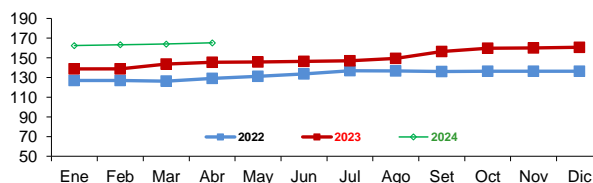
Precio del Arroz Corriente en la APAMSA (S/ x saco de 49 kilos)



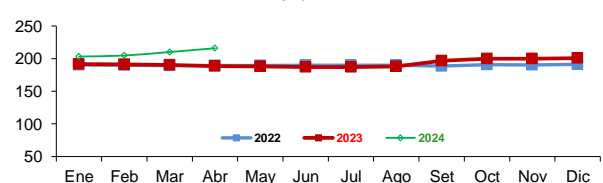
Precio del Arroz Superior en la APAMSA (S/ x saco de 49 kg)



Precio del Arroz Extra en la APAMSA (S/ x saco de 50 kilos)



Precio del Arroz importado de Uruguay en la APAMSA (S/ x saco de 50 kilos)



Notas:

¹ Fuente: ODEPA

² Superintendencia Nacional de Administración Tributaria SUNAT

³ Fuente: Asociación de Productores Agrícolas Mercado Santa Anita

Elaboración: MIDAGRI-DGESEP-Dirección de Estadística e Información Agraria-Area de Comercio Interno

