



Lima, 03 de octubre del 2023

Gran Mercado Mayorista de Lima (GMML)

Esta madrugada se registró el ingreso de 6 924 toneladas de productos, cantidad similar al promedio de los últimos cuatro martes. Asimismo, ingresaron 2 353 toneladas de papa, cantidad mayor en 10% respecto al promedio de los últimos cuatro martes. 1/

Producto con buen precio: haba verde serrana a S/ 1,28 por kilogramo

Tubérculos y raíces.- Esta mañana se registró el ingreso de 3123 toneladas de tubérculos, cantidad mayor en 9% respecto al promedio de los últimos cuatro martes. Ingresaron: papa, 2353 toneladas; camote, 467 toneladas; yuca, 253 toneladas y olluco, 50 toneladas.

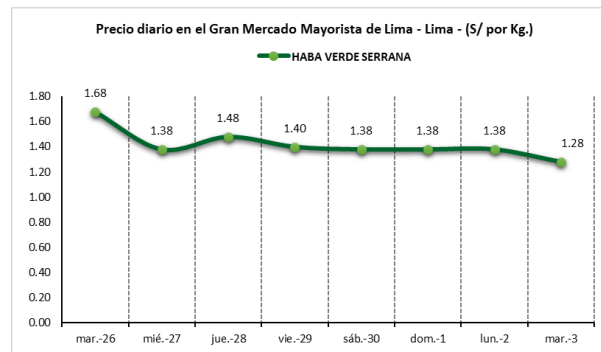
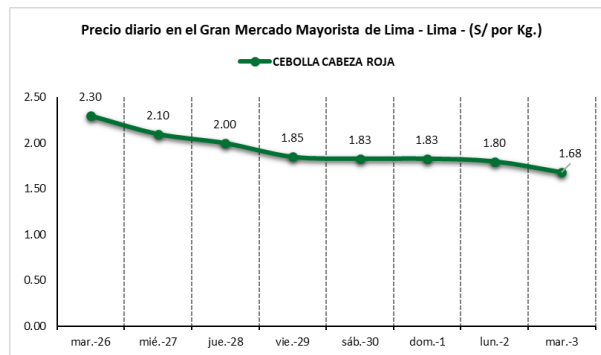
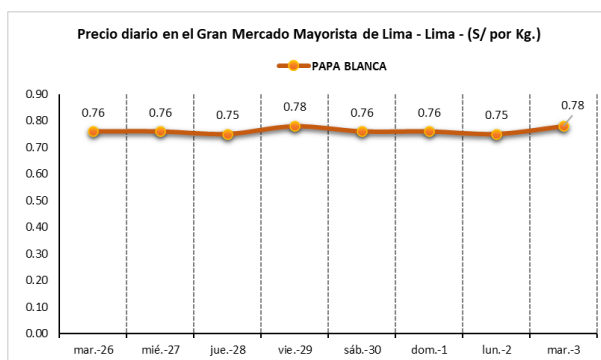
Los precios de algunos tubérculos variaron respecto al día de ayer: papa color (canchan y única) de S/ 1,21 a S/ 1,27 y papa huayro de S/ 2,50 a S/ 2,60 (mayor demanda); y olluco largo de S/ 5,38 a S/ 5,30 y camote amarillo de S/ 0,58 a S/ 0,53 (mayor oferta), todo por kilogramo.

Hortalizas.- Ingresaron 3066 toneladas de hortalizas, cantidad menor en 6% respecto al promedio de los últimos cuatro martes. Los productos que destacaron en el ingreso, fueron: choclo tipo cusco, 360 toneladas; tomate, 351 toneladas; zanahoria, 331 toneladas y lechuga americana, 212 toneladas.

Por mayor stock, bajaron: zanahoria de S/ 1,48 a S/ 1,40; brócoli de S/ 2,00 a S/ 1,88; lechuga americana de S/ 1,21 a S/ 1,13; cebolla cabeza roja de S/ 1,80 a S/ 1,68 y pimiento morrón de S/ 5,97 a S/ 5,35 por kilogramo. Mientras que por ingreso de producto fresco subieron: espinaca de S/ 1,50 a S/ 2,00; choclo tipo cusco de S/ 3,15 a S/ 3,39; zapallo macre de S/ 2,00 a S/ 2,08 y ají escabeche de S/ 6,25 a S/ 6,28 por kilogramo.

Hortalizas leguminosas verdes.- Se registró el ingreso de 363 toneladas de leguminosas verdes, cantidad mayor en 29% respecto al promedio de los últimos cuatro martes. Ingresaron: 196 toneladas de arveja; 36 toneladas de haba y 129 toneladas de vainita.

Los precios de vainita americana y arveja verde americana subieron respecto al día de ayer por menor stock: de S/ 1,78 a S/ 1,88 y de S/ 4,73 a S/ 4,75 por kilogramo, respectivamente. Mientras que bajó por mayor oferta: haba verde serrana de S/ 1,38 a S/ 1,28 y arveja verde blanca serrana de S/ 3,75 a S/ 3,40 por kilogramo.





Mercado Mayorista de Frutas N° 2

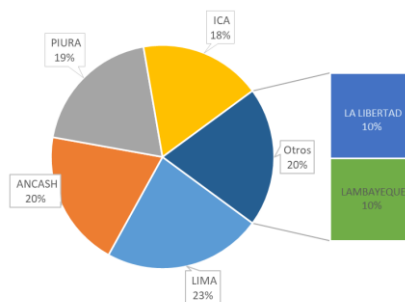
Esta madrugada se registró el ingreso de 2 541 toneladas de frutas, cantidad menor en 3% respecto al promedio de los últimos cuatro martes. Las frutas que destacaron en el ingreso fueron: plátano, naranja, manzana, papaya y piña.

Producto con buen precio: plátano bizcocho a S/ 1,04 por kilogramo

Sandía:

El precio de ésta fruta bajó ligeramente respecto al día de ayer. En lo que va al mes de octubre, la sandía ingresó desde los departamentos de Lima (provincias de Cañete y Barranca); Ancash (provincias de Huarmey y Santa); Piura (provincia de Sullana); Ica (provincias de Ica y Pisco); La Libertad (provincia Trujillo) y Lambayeque (provincia de Chiclayo).

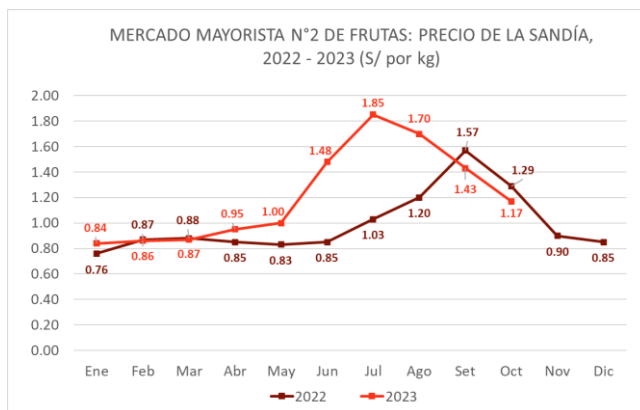
MERCADO MAYORISTA N°2 DE FRUTAS: INGRESO DE SANDÍA SEGÚN DEPARTAMENTOS, OCTUBRE 2023



MERCADO MAYORISTA N°2 DE FRUTAS: PRECIOS DE LA SANDÍA (S/ por kilogramo)

| VARIEDAD | AYER | HOY |
|----------|------|------|
| Sandía | 1,18 | 1,13 |

Fuente: SIEA



Precio de las demás frutas:

En cuanto al precio de las demás frutas, por mayor oferta bajó respecto al día de ayer: maracuyá costa de S/ 2,93 a S/ 2,88; manzana israel de S/ 2,35 a S/ 2,30; palta criolla selva de S/ 2,79 a S/ 2,73; manzana cte. para agua de S/ 2,47 a S/ 2,41; uva alfonso lavalett de S/ 3,27 a S/ 3,19 y uva italia de S/ 3,13 a S/ 3,04 por kilogramo.

Mientras que subió respecto al día de ayer: mandarina malvacea de S/ 1,63 a S/ 1,68; melocotón durazno huayco de S/ 3,88 a S/ 3,96 y tuna amarilla de S/ 2,88 a S/ 2,93 por kilogramo.

Los precios del resto de frutas se mantuvieron o no variaron significativamente.



Abastecimiento y Precios Mayoristas

de los principales productos comercializados en el GMMML y MM N°2 Frutas



Dirección General de Estadística, Seguimiento y Evaluación de Políticas - DGESEP
Dirección de Estadística e Información Agraria - DEIA

Sistema de Información de Abastecimiento y Precios (SISAP)

| CNPA | NOMBRE DEL PRODUCTO | MERCADO | PRECIOS MAYORISTAS DE LOS PRINCIPALES PRODUCTOS COMERCIALIZADOS EN MERCADOS DE LIMA METROPOLITANA (\$/ por kg) | | | | | | | | | | | | | | | | |
|-------------|---|---------|--|---------------------------|----------|------------|------------|------------|------------|------------|-----------|-----------|-----------|----------------|-------|-------|--|--|--|
| | | | Prom. del mié 20 al mar 26 | Prom. del mié 27 al mar 3 | Var. (%) | sep mar-26 | sep mié-27 | sep jue-28 | sep vie-29 | sep sáb-30 | oct dom-1 | oct lun-2 | oct mar-3 | Var % Hoy/ayer | | | | | |
| 011 | CEREALES | | | | | | | | | | | | | | | | | | |
| 01122 | MAIZ MARLO/CORONTA DE MAIZ | GMMML | 11.18 | 11.14 | -0.3% | 11.25 | 11.50 | 10.75 | 11.25 | 11.25 | 11.25 | 11.25 | 11.25 | 11.25 | 10.75 | -4.4% | | | |
| 01122 | MAIZ MORADO | GMMML | 2.26 | 2.16 | -4.4% | 2.13 | 2.13 | 2.13 | 2.13 | 2.13 | 2.13 | 2.13 | 2.13 | 2.35 | 10.3% | | | | |
| 012 | HORTALIZAS | | | | | | | | | | | | | | | | | | |
| 0121 | Hortalizas de hoja o de tallo | | | | | | | | | | | | | | | | | | |
| 01211 | ESPARRAGO FRESCO | GMMML | 6.87 | 7.22 | 5.2% | 7.26 | 7.26 | 7.26 | 7.26 | 7.26 | 7.26 | 7.26 | 7.26 | 7.00 | -3.6% | | | | |
| 01219 | ACELGA (CRIOLLA/SERRANA) | GMMML | 3.73 | 3.95 | 5.7% | 3.88 | 4.13 | 4.13 | 3.75 | 3.75 | 3.75 | 3.75 | 4.25 | 3.88 | -8.7% | | | | |
| 01214 | LECHUGA AMERICANA (CRIOLLA/SERRANA) | GMMML | 0.85 | 0.98 | 15.1% | 0.79 | 0.88 | 0.88 | 0.92 | 0.92 | 0.92 | 1.21 | 1.13 | -6.6% | | | | | |
| 01214 | LECHUGA CRIOLLA SEDA | GMMML | 2.42 | 2.33 | -3.5% | 2.25 | 2.42 | 2.33 | 2.42 | 2.33 | 2.33 | 2.33 | 2.17 | -6.9% | | | | | |
| 01214 | LECHUGA ROMANA HIDROPONICA B/R/O | GMMML | 0.98 | 0.97 | -1.7% | 0.88 | 0.96 | 0.96 | 0.96 | 0.96 | 0.96 | 1.04 | 0.92 | -11.5% | | | | | |
| 01213 | BROCCOLI | GMMML | 1.61 | 1.56 | -3.2% | 1.50 | 1.38 | 1.38 | 1.50 | 1.38 | 1.38 | 2.00 | 1.88 | -6.0% | | | | | |
| 01212 | COL CHINA/LONGAPA | GMMML | 3.69 | 3.65 | -1.3% | 3.65 | 3.33 | 3.33 | 3.65 | 3.65 | 3.65 | 4.06 | 3.85 | -5.2% | | | | | |
| 01212 | COL CORAZON (CRIOLLA/SERRANA) | GMMML | 1.20 | 1.10 | -8.4% | 1.21 | 1.21 | 1.08 | 1.08 | 1.07 | 1.07 | 1.07 | 1.09 | 1.9% | | | | | |
| 01213 | COLIFLOR (CRIOLLA/SERRANA) | GMMML | 0.99 | 1.06 | 7.8% | 0.96 | 1.07 | 1.04 | 1.07 | 1.04 | 1.04 | 1.07 | 1.11 | 3.7% | | | | | |
| 01215 | ESPINACA (CRIOLLA/SERRANA) | GMMML | 1.72 | 1.63 | -5.2% | 1.75 | 1.63 | 1.50 | 1.50 | 1.63 | 1.63 | 1.50 | 2.00 | 33.3% | | | | | |
| 01219 | PEREJIL (CRIOLLO/SERRANO) | GMMML | 1.73 | 1.66 | -4.1% | 1.63 | 1.38 | 1.75 | 1.75 | 1.75 | 1.75 | 1.63 | 1.63 | 0.0% | | | | | |
| 01212 | PACCHOY | GMMML | 5.56 | 5.91 | 6.3% | 5.54 | 5.54 | 5.42 | 5.63 | 6.04 | 6.04 | 6.25 | 6.46 | 3.4% | | | | | |
| 01216 | ALCACHOFA SERRANA/VALLE/QUEBRADA/HELADA | GMMML | 5.49 | 5.53 | 0.7% | 5.56 | 5.56 | 5.63 | 5.63 | 5.56 | 5.56 | 5.38 | 5.38 | 0.0% | | | | | |
| 01212 | HOLANTAU/HORGANICA | GMMML | 8.13 | 7.64 | -5.9% | 7.75 | 7.75 | 7.50 | 7.75 | 7.75 | 7.75 | 7.50 | 7.50 | 0.0% | | | | | |
| 0122 | Melones | | | | | | | | | | | | | | | | | | |
| 01221 | SANDIA VAR. | MMF2 | 1.33 | 1.20 | -10.1% | 1.25 | 1.25 | 1.25 | 1.20 | 1.18 | 1.18 | 1.18 | 1.13 | -4.2% | | | | | |
| 01229 | MELON COQUITO | MMF2 | 1.43 | 1.25 | -12.6% | 1.29 | 1.25 | 1.25 | 1.27 | 1.25 | 1.23 | 1.25 | 1.27 | 1.6% | | | | | |
| 0123 | Hortalizas de fruto | | | | | | | | | | | | | | | | | | |
| 01231 | AJI AMARILLO SECO | GMMML | 12.57 | 12.59 | 0.2% | 12.63 | 12.63 | 12.63 | 12.63 | 12.63 | 12.63 | 12.50 | 12.50 | 0.0% | | | | | |
| 01231 | AJI ESCABECHE FRESCO/ZANAHOR/LISO | GMMML | 7.30 | 6.46 | -11.4% | 7.20 | 7.23 | 6.83 | 6.30 | 6.18 | 6.18 | 6.25 | 6.28 | 0.5% | | | | | |
| 01231 | AJI MONTAÑA/CHANCHAMAYO/COSTA/SELVA | GMMML | 4.45 | 4.45 | 0.0% | 4.50 | 4.38 | 4.63 | 4.38 | 4.25 | 4.25 | 4.50 | 4.75 | 5.6% | | | | | |
| 01231 | AJI ROCOTO (COSTA/SIERRA/SELVA) | GMMML | 3.23 | 3.06 | -5.3% | 3.13 | 3.13 | 2.99 | 2.92 | 3.06 | 3.06 | 3.13 | 3.13 | 0.0% | | | | | |
| 01231 | PIMIENTO MORRON/NIE/PAPR/LAR/PAL/SED/PI | GMMML | 5.69 | 5.05 | -11.3% | 5.42 | 5.28 | 5.83 | 4.31 | 4.31 | 4.31 | 5.97 | 5.35 | -10.4% | | | | | |
| 01232 | PEPINILLO | GMMML | 1.38 | 1.26 | -8.8% | 1.38 | 1.33 | 1.33 | 1.33 | 1.29 | 1.29 | 1.21 | 1.04 | -14.0% | | | | | |
| 01233 | BERENUENA (CRIOLLA/SERRANA) | GMMML | 4.83 | 4.54 | -5.9% | 4.50 | 4.50 | 4.60 | 4.60 | 4.60 | 4.60 | 4.50 | 4.40 | -2.2% | | | | | |
| 01234 | TOMATE KATIA | GMMML | 3.06 | 3.26 | 6.8% | 3.19 | 3.19 | 3.19 | 3.33 | 3.38 | 3.38 | 3.19 | 3.19 | 0.0% | | | | | |
| 01235 | ZAPALLO ITALIANO | GMMML | 1.21 | 1.31 | 8.4% | 1.25 | 1.25 | 1.25 | 1.31 | 1.33 | 1.33 | 1.33 | 1.38 | 3.8% | | | | | |
| 01235 | ZAPALLO LOCHE | GMMML | 8.81 | 8.93 | 1.3% | 9.00 | 9.00 | 9.00 | 8.83 | 8.83 | 8.83 | 8.83 | 9.17 | 3.9% | | | | | |
| 01235 | ZAPALLO MACRE(COSTA/SIERRA/SELVA) | GMMML | 2.29 | 2.28 | -0.5% | 2.25 | 2.28 | 2.33 | 2.38 | 2.43 | 2.43 | 2.00 | 2.08 | 4.0% | | | | | |
| 01239 | CAIGUA (SELVA) | GMMML | 3.39 | 3.26 | -3.8% | 3.13 | 3.23 | 3.15 | 3.44 | 3.23 | 3.23 | 3.13 | 3.44 | 9.9% | | | | | |
| 0124 | Hortalizas leguminosas verdes | | | | | | | | | | | | | | | | | | |
| 01241 | FREJOLITO CHINO | GMMML | 2.50 | 2.50 | 0.0% | 2.50 | 2.50 | 2.50 | 2.50 | 2.50 | 2.50 | 2.50 | 2.50 | 0.0% | | | | | |
| 01241 | FRIJOL VERDE CANARIO | GMMML | 3.30 | 4.06 | 22.8% | 3.75 | 3.75 | 3.83 | 4.18 | 4.30 | 4.30 | 3.75 | 4.28 | 14.1% | | | | | |
| 01241 | PALLAR VERDE SERRUCHO | GMMML | 2.90 | 3.11 | 7.5% | 3.13 | 2.88 | 2.83 | 3.18 | 3.18 | 3.18 | 3.30 | 3.25 | -1.5% | | | | | |
| 01241 | VAINITA AMERICANA/SEDA/PITO/CORRIENT/MAD | GMMML | 2.44 | 1.72 | -29.3% | 1.73 | 1.30 | 1.43 | 1.88 | 1.90 | 1.90 | 1.78 | 1.88 | 5.6% | | | | | |
| 01242 | ARVEJA VERDE AMERICANA/(CRIOLLA/SERRANA) | GMMML | 4.75 | 4.69 | -1.3% | 4.83 | 4.33 | 4.75 | 4.83 | 4.73 | 4.73 | 4.73 | 4.75 | 0.4% | | | | | |
| 01242 | ARVEJA VERDE BLANCA SERRANA | GMMML | 3.44 | 3.65 | 5.9% | 3.73 | 3.38 | 3.70 | 3.80 | 3.75 | 3.75 | 3.75 | 4.40 | -9.3% | | | | | |
| 01243 | HABA VERDE SERRANA | GMMML | 1.41 | 1.38 | -2.0% | 1.68 | 1.38 | 1.48 | 1.40 | 1.38 | 1.38 | 1.38 | 1.28 | -7.2% | | | | | |
| 0125 | Hortalizas de raíz, bulbosas o tuberosas | | | | | | | | | | | | | | | | | | |
| 01251 | NABO (CRIOLLO/SERRANO) | GMMML | 2.11 | 1.82 | -13.5% | 1.88 | 1.88 | 1.75 | 1.88 | 1.88 | 1.88 | 1.75 | 1.75 | 0.0% | | | | | |
| 01251 | ZANAHORIA | GMMML | 1.19 | 1.44 | 21.6% | 1.31 | 1.38 | 1.62 | 1.33 | 1.44 | 1.44 | 1.48 | 1.40 | -5.4% | | | | | |
| 01252 | AJO CRIOLLO O NAPURI | GMMML | 5.12 | 4.38 | -14.4% | 4.83 | 4.83 | 4.35 | 4.35 | 4.30 | 4.30 | 4.28 | 4.28 | 0.0% | | | | | |
| 01252 | AJO MORADO/BARRAN/LEGIT/ARI/COTA/OTROS | GMMML | 6.11 | 5.34 | -12.7% | 5.75 | 5.83 | 5.38 | 5.33 | 5.20 | 5.20 | 5.18 | 5.23 | 1.0% | | | | | |
| 01253 | CEBOLLA CABEZA BLANCA NACIONAL | GMMML | 2.32 | 2.14 | -8.0% | 2.35 | 2.38 | 2.20 | 2.08 | 2.08 | 2.08 | 2.08 | 2.05 | -1.4% | | | | | |
| 01253 | CEBOLLA CABEZA ROJA | GMMML | 3.34 | 1.87 | -44.0% | 2.30 | 2.10 | 2.00 | 1.85 | 1.83 | 1.83 | 1.80 | 1.68 | -6.7% | | | | | |
| 01253 | CEBOLLA CHINA (CRIOLLA/SERRANA) | GMMML | 3.82 | 4.41 | 15.4% | 3.75 | 3.75 | 4.38 | 4.38 | 4.25 | 4.25 | 4.63 | 5.25 | 13.4% | | | | | |
| 01254 | PORO (CRIOLLO/SERRANO) | GMMML | 2.44 | 2.14 | -12.0% | 2.21 | 2.12 | 2.21 | 2.21 | 2.12 | 2.12 | 2.02 | 2.21 | 9.4% | | | | | |
| 01259 | BETERRAGA (CRIOLLO/SERRANO) | GMMML | 2.46 | 1.86 | -24.2% | 2.17 | 2.17 | 1.67 | 1.67 | 1.84 | 1.84 | 1.67 | 2.17 | 29.9% | | | | | |
| 01259 | RABANITO (CRIOLLO/SERRANO) | GMMML | 4.24 | 3.36 | -20.9% | 3.33 | 3.51 | 3.33 | 3.33 | 3.33 | 3.33 | 3.17 | 3.51 | 10.7% | | | | | |
| 0129 | Hortalizas frescas, n.c.p. | | | | | | | | | | | | | | | | | | |
| 01290 | CHÓCLO TIPO CUSCO | GMMML | 2.71 | 3.09 | 13.8% | 2.74 | 2.92 | 3.04 | 3.04 | 3.04 | 3.04 | 3.15 | 3.39 | 7.6% | | | | | |
| 01290 | APIO CRIOLLO/SERRANO | GMMML | 1.10 | 0.92 | -16.2% | 1.00 | 1.00 | 0.92 | 0.92 | 0.92 | 0.92 | 0.83 | 0.92 | 10.8% | | | | | |
| 013 | FRUTAS Y NUECES | | | | | | | | | | | | | | | | | | |
| 0131 | Frutas tropicales y subtropicales | | | | | | | | | | | | | | | | | | |
| 01311 | PALTA CRIOLLA SELVA | MMF2 | 3.12 | 2.86 | -8.2% | 3.04 | 3.00 | 2.94 | 2.90 | 2.85 | 2.81 | 2.79 | 2.73 | -2.2% | | | | | |
| 01311 | PALTA FUERTE COSTA | MMF2 | 7.60 | 7.98 | 5.0% | 7.93 | 7.93 | 7.93 | 8.00 | 8.00 | 8.00 | 8.03 | 8.00 | -0.4% | | | | | |
| 01311 | PALTA HALL (SELVA) | MMF2 | 3.13 | 2.94 | -6.1% | 3.15 | 3.13 | 3.02 | 2.98 | 2.90 | 2.92 | 2.81 | 2.79 | -0.7% | | | | | |
| 01311 | PALTA LINDA (COSTA/SELVA) | MMF2 | 3.82 | 3.78 | -1.1% | 3.88 | 3.81 | 3.79 | 3.73 | 3.77 | 3.78 | 3.81 | 3.79 | -0.5% | | | | | |
| 01312 | PLATANO BIZCOCHO (SELVA) | MMF2 | 1.19 | 1.12 | -6.2% | 1.13 | 1.14 | 1.16 | 1.16 | 1.13 | 1.11 | 1.07 | 1.04 | -2.8% | | | | | |
| 01312 | PLATANO MANZANO (SELVA) | MMF2 | 1.47 | 1.39 | -5.5% | 1.42 | 1.38 | 1.39 | 1.42 | 1.41 | 1.40 | 1.38 | 1.36 | -1.4% | | | | | |
| 01312 | PLATANO MORADO (SELVA) | MMF2 | 2.95 | 2.93 | -0.9% | 2.96 | 2.96 | 3.02 | 2.90 | 2.90 | 2.92 | 2.90 | 2.90 | 0.0% | | | | | |
| 01312 | PLATANO SEDA (SELVA) | MMF2 | 1.83 | 1.80 | -1.6% | 1.79 | 1.79 | 1.81 | 1.82 | 1.81 | 1.80 | 1.79 | 1.79 | 0.0% | | | | | |
| 01312 | PLATANO SEDA CONGO | MMF2 | 2.40 | 2.32 | -3.4% | 2.33 | 2.33 | 2.33 | 2.29 | 2.33 | 2.33 | 2.33 | 2.30 | -1.3% | | | | | |
| 01313 | PLATANO BELLACO (SELVA) | MMF2 | 1.73 | 1.73 | 0.1% | 1.67 | 1.68 | 1.69 | 1.71 | 1.74 | 1.74 | 1.77 | 1.77 | 0.0% | | | | | |
| 01313 | PLATANO ISLA (SELVA) | MMF2 | 1.95 | 2.12 | 8.3% | 2.03 | 2.06 | 2.08 | 2.15 | 2.15 | 2.15 | 2.11 | 2.11 | 0.0% | | | | | |
| 01313 | PLATANO PALLU/SELVA | MMF2 | 2.04 | 2.03 | -0.4% | 2.04 | 2.04 | 2.04 | 2.02 | 2.02 | 2.03 | 2.02 | 2.04 | 1.0% | | | | | |
| 01315 | HIGO MADURO O BREVES | MMF2 | 6.00 | 5.65 | -5.8% | 5.93 | 5.75 | 5.68 | 5.68 | 5.68 | 5.71 | 5.54 | 5.54 | 0.0% | | | | | |
| 01316 | MANGO CRIOLLO PLANTA (COSTA) | MMF2 | 2.81 | 2.69 | -4.3% | 2.73 | 2.73 | 2.68 | 2.68 | 2.68 | 2.70 | 2.68 | 2.68 | 0.0% | | | | | |
| 01316 | MANGO EDWARD PLANTA | MMF2 | 3.39 | 3.43 | 1.3% | 3.45 | 3.45 | 3.45 | 3.45 | 3.45 | 3.45 | 3.38 | 3.38 | 0.0% | | | | | |
| 01316 | MANGO HADEN /HAYDE (PLANTA) | MMF2 | 4.24 | 4.21 | -0.7% | 4.25 | 4.25 | 4.23 | 4.23 | 4.23 | 4.20 | 4.18 | | | | | | | |



Abastecimiento y Precios Mayoristas

de los principales productos comercializados en el GMMML y MM N°2 Frutas



Dirección General de Estadística, Seguimiento y Evaluación de Políticas - DGESEP
Dirección de Estadística e Información Agraria - DEIA

Sistema de Información de Abastecimiento y Precios (SISAP)

| PRECIOS MAYORISTAS DE LOS PRINCIPALES PRODUCTOS COMERCIALIZADOS EN MERCADOS DE LIMA METROPOLITANA (\$/ por kg) | | | | | | | | | | | | | | |
|--|---|---------|----------------------------|---------------------------|----------|------------|------------|------------|------------|------------|-----------|-----------|-----------|----------------|
| CNPA | NOMBRE DEL PRODUCTO | MERCADO | Prom. del mié 20 al mar 26 | Prom. del mié 27 al mar 3 | Var. (%) | sep mar-26 | sep mié-27 | sep jue-28 | sep vie-29 | sep sáb-30 | oct dom-1 | oct lun-2 | oct mar-3 | Var % Hoy/ayer |
| 01319 | MARACUYA COSTA | MMF2 | 3.53 | 3.08 | -12.8% | 3.33 | 3.28 | 3.15 | 3.08 | 3.18 | 3.07 | 2.93 | 2.88 | -1.7% |
| 01319 | MARACUYA COSTA | GMMML | 2.70 | 2.39 | -11.5% | 2.65 | 2.55 | 2.33 | 2.30 | 2.30 | 2.68 | 2.25 | 2.25 | -16.0% |
| 01319 | PEPINO RAYADO O MELON | MMF2 | 2.07 | 1.87 | -9.6% | 1.98 | 1.95 | 1.95 | 1.88 | 1.88 | 1.88 | 1.83 | 1.75 | -4.4% |
| 01319 | ZAPOTE (MONTAÑA) | MMF2 | 0.00 | 0.00 | | 0.00 | 0.00 | 0.00 | 0.00 | 0.00 | 0.00 | 0.00 | 0.00 | |
| 0132 Frutas cítricas | | | | | | | | | | | | | | |
| 01321 | TORONJA COSTA CON PEPA | MMF2 | 2.60 | 2.38 | -8.5% | 2.55 | 2.43 | 2.38 | 2.38 | 2.38 | 2.40 | 2.35 | 2.35 | 0.0% |
| 01321 | TORONJA SELVA CON PEPA | MMF2 | 2.16 | 2.16 | 0.3% | 2.15 | 2.21 | 2.21 | 2.15 | 2.15 | 2.17 | 2.13 | 2.13 | 0.0% |
| 01322 | LIMA DULCE (COSTA) | MMF2 | 2.50 | 2.45 | -1.9% | 2.48 | 2.45 | 2.45 | 2.48 | 2.45 | 2.50 | 2.38 | 2.43 | 2.1% |
| 01322 | LIMON DULCE - SELVA | MMF2 | 1.75 | 1.81 | 3.1% | 1.76 | 1.79 | 1.79 | 1.79 | 1.81 | 1.82 | 1.83 | 1.83 | 0.0% |
| 01322 | LIMON SUTIL BOLSA | GMMML | 9.76 | 9.25 | -5.2% | 9.89 | 9.89 | 9.61 | 9.44 | 9.00 | 9.06 | 9.00 | 8.78 | -2.4% |
| 01322 | LIMON SUTIL CAJON | GMMML | 10.17 | 9.46 | -7.0% | 10.22 | 10.22 | 9.89 | 9.46 | 9.35 | 9.40 | 9.02 | 8.91 | -1.2% |
| 01323 | NARANJA PRIMAVERA (COSTA) | MMF2 | 1.57 | 1.66 | 5.8% | 1.65 | 1.63 | 1.63 | 1.65 | 1.65 | 1.70 | 1.68 | 1.68 | 0.0% |
| 01323 | NARANJA TANGELO SELVA | MMF2 | 1.78 | 1.88 | 5.8% | 1.78 | 1.81 | 1.85 | 1.89 | 1.90 | 1.89 | 1.90 | 1.93 | 1.6% |
| 01323 | NARANJA VALENCIA | MMF2 | 0.78 | 0.89 | 14.2% | 0.80 | 0.82 | 0.85 | 0.86 | 0.89 | 0.91 | 0.93 | 0.94 | 1.1% |
| 01323 | NARANJA WASHINGTON NAVAL(COSTA) | MMF2 | 2.84 | 2.68 | -5.6% | 2.78 | 2.73 | 2.73 | 2.65 | 2.73 | 2.65 | 2.63 | 2.63 | 0.0% |
| 01324 | MANDARINA MALVACEA | MMF2 | 1.71 | 1.65 | -4.0% | 1.65 | 1.65 | 1.65 | 1.65 | 1.63 | 1.63 | 1.63 | 1.68 | 3.1% |
| 01324 | MANDARINA SATSUMA (COSTA) | MMF2 | 2.32 | 2.39 | 3.2% | 2.33 | 2.38 | 2.38 | 2.38 | 2.38 | 2.40 | 2.38 | 2.43 | 2.1% |
| 01324 | MANDARINA TANGERINA | MMF2 | 0.97 | 1.03 | 5.9% | 0.98 | 1.00 | 1.05 | 1.05 | 1.02 | 1.04 | 1.03 | 1.03 | 0.0% |
| 0133 Uvas | | | | | | | | | | | | | | |
| 01330 | UVA ALFONSO LAVALETT (NEGRA) | MMF2 | 3.86 | 3.46 | -10.5% | 3.71 | 3.67 | 3.63 | 3.60 | 3.50 | 3.33 | 3.27 | 3.19 | -2.4% |
| 01330 | UVA BORGOÑA | MMF2 | 2.50 | 2.28 | -9.1% | 2.31 | 2.31 | 2.31 | 2.31 | 2.27 | 2.31 | 2.27 | 2.15 | -5.3% |
| 01330 | UVA ITALIA /AMERICANA-NACIONAL | MMF2 | 3.58 | 3.30 | -8.0% | 3.46 | 3.48 | 3.46 | 3.40 | 3.31 | 3.27 | 3.13 | 3.04 | -2.9% |
| 01330 | UVA PELESTINA | MMF2 | 3.67 | 3.61 | -1.6% | 3.65 | 3.65 | 3.63 | 3.56 | 3.60 | 3.64 | 3.65 | 3.56 | -2.9% |
| 01330 | UVA QUEBRANTA/MOSCATEL | MMF2 | 0.00 | 0.00 | | 0.00 | 0.00 | 0.00 | 0.00 | 0.00 | 0.00 | 0.00 | 0.00 | |
| 01330 | UVA RED GLOVE NACIONAL | MMF2 | 4.02 | 3.85 | -4.4% | 3.98 | 3.96 | 3.96 | 3.60 | 3.88 | 3.88 | 3.83 | 3.81 | -0.5% |
| 01330 | UVA ROSADA SIN PEPA | MMF2 | 3.92 | 3.76 | -4.0% | 3.85 | 3.83 | 3.81 | 3.79 | 3.71 | 3.75 | 3.73 | 3.71 | -0.5% |
| 01330 | UVA SULTANINA NACIONAL | MMF2 | 0.00 | 0.00 | | 0.00 | 0.00 | 0.00 | 0.00 | 0.00 | 0.00 | 0.00 | 0.00 | |
| 0134 Frutas de pepita y frutas de hueso | | | | | | | | | | | | | | |
| 01341 | MANZANA CTE/PARA AGUA | GMMML | 3.61 | 3.29 | -8.8% | 3.25 | 3.25 | 3.25 | 3.33 | 3.30 | 3.30 | 3.33 | 3.25 | -2.4% |
| 01341 | MANZANA CTE/PARA AGUA | MMF2 | 2.75 | 2.52 | -8.3% | 2.65 | 2.60 | 2.60 | 2.56 | 2.53 | 2.50 | 2.47 | 2.41 | -2.4% |
| 01341 | MANZANA DELICIA | MMF2 | 2.61 | 2.53 | -2.8% | 2.56 | 2.56 | 2.53 | 2.53 | 2.53 | 2.53 | 2.53 | 2.53 | 0.0% |
| 01341 | MANZANA GOLDEN | MMF2 | 4.69 | 4.87 | 3.9% | 4.68 | 4.58 | 4.58 | 4.75 | 4.75 | 4.90 | 5.33 | 5.20 | -2.4% |
| 01341 | MANZANA IMPORTADA (CHILENA) | MMF2 | 6.35 | 6.35 | 0.1% | 6.33 | 6.33 | 6.31 | 6.38 | 6.33 | 6.38 | 6.35 | 6.38 | 0.5% |
| 01341 | MANZANA ISRAEL | MMF2 | 2.86 | 2.46 | -13.9% | 2.65 | 2.63 | 2.55 | 2.53 | 2.45 | 2.43 | 2.35 | 2.30 | -2.1% |
| 01341 | MANZANA WINTER | MMF2 | 2.26 | 2.23 | -1.3% | 2.26 | 2.25 | 2.24 | 2.20 | 2.20 | 2.24 | 2.24 | 2.24 | 0.0% |
| 01342 | MEMBRILLO CRIOLLO | MMF2 | 2.72 | 2.83 | 4.2% | 2.78 | 2.83 | 2.85 | 2.88 | 2.83 | 2.80 | 2.78 | 2.83 | 1.8% |
| 01342 | MEMBRILLO SERRANO | MMF2 | 2.79 | 2.76 | -1.0% | 2.78 | 2.80 | 2.77 | 2.77 | 2.74 | 2.75 | 2.74 | 2.74 | 0.0% |
| 01342 | PERA AGUA ITALIANA | MMF2 | 4.28 | 4.28 | 0.0% | 4.25 | 4.23 | 4.27 | 4.31 | 4.29 | 4.29 | 4.23 | 4.31 | 1.9% |
| 01342 | PERA AGUA PACKAM IMPORTADO | MMF2 | 6.11 | 6.10 | -0.1% | 6.13 | 6.08 | 6.08 | 6.10 | 6.10 | 6.13 | 6.10 | 6.14 | 0.7% |
| 01343 | ALBARI COQUE | MMF2 | 3.16 | 3.19 | 0.9% | 3.23 | 3.25 | 3.20 | 3.15 | 3.15 | 3.20 | 3.18 | 3.23 | 1.6% |
| 01345 | CIRUELA NECTARINA (IMPORTADA) | MMF2 | 7.71 | 7.80 | 1.1% | 7.78 | 7.78 | 7.78 | 7.85 | 7.75 | 7.80 | 7.78 | 7.85 | 0.9% |
| 01345 | MELOCOTON BLANQUILLO | MMF2 | 3.92 | 3.84 | -2.0% | 3.98 | 3.98 | 3.88 | 3.85 | 3.81 | 3.83 | 3.75 | 3.79 | 1.1% |
| 01345 | MELOCOTON DURAZNO HUAYCO | MMF2 | 3.90 | 3.90 | 0.0% | 3.92 | 3.92 | 3.88 | 3.88 | 3.88 | 3.88 | 3.88 | 3.96 | 2.1% |
| 01346 | CIRUELA SANTA ROSA/NACIONAL | MMF2 | 0.00 | 0.00 | | 0.00 | 0.00 | 0.00 | 0.00 | 0.00 | 0.00 | 0.00 | 0.00 | |
| 01349 | LUCUMA DE SEDA (COSTA/SELVA) | MMF2 | 9.64 | 10.14 | 5.2% | 10.00 | 10.25 | 10.25 | 9.75 | 9.75 | 10.00 | 10.50 | 10.50 | 0.0% |
| 0135 Bayas y otras frutas | | | | | | | | | | | | | | |
| 01352 | KIWI IMPORTADO CHILENO | MMF2 | 8.48 | 8.48 | 0.0% | 8.43 | 8.42 | 8.38 | 8.50 | 8.47 | 8.50 | 8.47 | 8.62 | 1.8% |
| 01354 | FRESA AROMA | MMF2 | 0.00 | 0.00 | | 0.00 | 0.00 | 0.00 | 0.00 | 0.00 | 0.00 | 0.00 | 0.00 | |
| 01359 | GRANADA (COSTA) | MMF2 | 0.00 | 0.00 | | 0.00 | 0.00 | 0.00 | 0.00 | 0.00 | 0.00 | 0.00 | 0.00 | |
| 01359 | MAMEY (COSTA) | MMF2 | 4.84 | 4.78 | -1.4% | 4.83 | 4.75 | 4.75 | 4.73 | 4.75 | 4.80 | 4.83 | 4.83 | 0.0% |
| 01359 | TAMARINDO (CON CASCARA) COSTA | MMF2 | 10.51 | 10.96 | 4.3% | 10.50 | 10.50 | 10.50 | 11.00 | 11.00 | 11.00 | 11.50 | 11.25 | -2.2% |
| 01359 | TAMARINDO (SIN CASCARA) COSTA | MMF2 | 13.96 | 13.15 | -5.8% | 13.50 | 13.50 | 13.33 | 13.50 | 13.00 | 13.00 | 13.00 | 12.75 | -1.9% |
| 01359 | TUNA AMARILLA | MMF2 | 3.12 | 2.97 | -5.0% | 3.05 | 3.08 | 3.08 | 2.98 | 2.93 | 2.90 | 2.88 | 2.93 | 1.7% |
| 01359 | TUNA BLANCA (COSTA / SIERRA) | MMF2 | 3.22 | 2.84 | -11.7% | 3.08 | 3.00 | 2.88 | 2.85 | 2.83 | 2.83 | 2.75 | 2.75 | 0.0% |
| 01359 | TUNA MORADA/ROSADA | MMF2 | 3.12 | 2.95 | -5.4% | 3.08 | 3.08 | 3.13 | 2.98 | 2.93 | 2.90 | 2.88 | 2.78 | -3.5% |
| 014 SEMILLAS ACETERAS Y FRUTOS OLEAGINOSOS | | | | | | | | | | | | | | |
| 01460 | COCO (COSTA/SELVA) | MMF2 | 1.24 | 1.18 | -5.5% | 1.23 | 1.12 | 1.13 | 1.17 | 1.17 | 1.18 | 1.23 | 1.23 | 0.0% |
| 015 RAÍCES Y TUBÉRCULOS COMESTIBLES | | | | | | | | | | | | | | |
| 0151 Papas | | | | | | | | | | | | | | |
| 01510 | PAPA AMARILLA/TUMBAY/TORNILLO/OTROS | GMMML | 3.82 | 4.32 | 13.2% | 4.10 | 4.33 | 4.15 | 4.13 | 4.40 | 4.40 | 4.43 | 4.43 | 0.0% |
| 01510 | PAPA BLANCA/VALLE/OTROS | GMMML | 0.77 | 0.76 | -1.3% | 0.76 | 0.76 | 0.75 | 0.78 | 0.76 | 0.76 | 0.75 | 0.78 | 4.0% |
| 01510 | PAPA CANCHAN | GMMML | 1.15 | 1.24 | 8.1% | 1.20 | 1.28 | 1.25 | 1.30 | 1.23 | 1.23 | 1.15 | 1.24 | 7.8% |
| 01510 | PAPA COLOR/VALLE/OTROS | GMMML | 1.17 | 1.27 | 8.3% | 1.23 | 1.31 | 1.30 | 1.29 | 1.25 | 1.25 | 1.21 | 1.27 | 5.0% |
| 01510 | PAPA HUAMANTANGA | GMMML | 2.13 | 2.20 | 2.9% | 2.33 | 2.15 | 2.15 | 2.15 | 2.13 | 2.13 | 2.28 | 2.38 | 4.4% |
| 01510 | PAPA HUAYRO (ROJO-MORO-NEGRO)RUNT/MAR/H/U | GMMML | 2.17 | 2.42 | 11.5% | 2.40 | 2.33 | 2.25 | 2.38 | 2.43 | 2.43 | 2.50 | 2.60 | 4.0% |
| 01510 | PAPA NEGRA ANDINA | GMMML | 1.15 | 1.15 | 0.4% | 1.15 | 1.15 | 1.14 | 1.16 | 1.14 | 1.14 | 1.14 | 1.18 | 3.5% |
| 01510 | PAPA PERRICHOLI | GMMML | 0.00 | 0.00 | | 0.00 | 0.00 | 0.00 | 0.00 | 0.00 | 0.00 | 0.00 | 0.00 | |
| 01510 | PAPA PERUANITA | GMMML | 2.48 | 2.74 | 10.5% | 2.63 | 2.88 | 2.73 | 2.70 | 2.63 | 2.63 | 2.73 | 2.90 | 6.2% |
| 01510 | PAPA ÚNICA | GMMML | 1.19 | 1.29 | 8.5% | 1.25 | 1.35 | 1.35 | 1.28 | 1.26 | 1.26 | 1.26 | 1.30 | 3.2% |
| 01510 | PAPA YUNGAY | GMMML | 0.77 | 0.76 | -1.3% | 0.76 | 0.76 | 0.75 | 0.78 | 0.76 | 0.76 | 0.75 | 0.78 | 4.0% |
| 0152 Yuca | | | | | | | | | | | | | | |
| 01520 | YUCA AMARILLA/LEGITIM/INERTA(COS/SEL) | GMMML | 1.12 | 1.02 | -8.6% | 1.15 | 1.06 | 1.03 | 1.03 | 1.00 | 1.00 | 1.01 | 1.03 | 2.0% |
| 0153 Camote | | | | | | | | | | | | | | |
| 01530 | CAMOTE AMARILLO | GMMML | 0.61 | 0.55 | -9.0% | 0.56 | 0.58 | 0.55 | 0.54 | 0.54 | 0.54 | 0.58 | 0.53 | -8.6% |
| 01530 | CAMOTE MORADO/LEG/MILA/MEJ/PEPIN/PARAMON | GMMML | 0.86 | 0.90 | 4.2% | 0.83 | 0.85 | 0.88 | 0.85 | 0.88 | 0.88 | 0.95 | 0.98 | 3.2% |
| 0159 Otras raíces y tubérculos comestibles | | | | | | | | | | | | | | |
| 01599 | OLLUCO LARGO (SIN LAVAR/LAVADO) | GMMML | 5.55 | 5.34 | -3.9% | 5.20 | 5.33 | 5.33 | 5.25 | 5.38 | 5.38 | 5.38 | 5.30 | -1.5% |
| 01599 | YACON (LLACON) | MMF2 | 3.40 | 2.87 | -15.5% | 3.48 | 3.15 | 3.00 | 2.88 | 2.88 | 2.90 | 2.65 | 2.65 | 0.0% |
| 016 ESTIMULANTES, ESPECIAS Y AROMÁTICOS | | | | | | | | | | | | | | |
| 01652 | AJI PAPRIKA | GMMML | 12.47 | 12.54 | 0.6% | 12.50 | 12.50 | 12.50 | 12.50 | 12.50 | 12.50 | 12.63 | 12.63 | 0.0% |
| 01652 | AJI SECO PANCA | GMMML | 12.84 | 13.11 | 2.1% | 13.25 | 13.25 | 13.25 | 13.25 | 13.25 | 13.25 | 12.75 | 12.75 | 0.0% |
| 01654 | CULANTRO (CRIOLLO/SERRANO) | GMMML | 2.32 | 1.39 | -39.9% | 2.33 | 2.17 | 1.33 | 1.09 | 1.17 | 1.17 | 1.33 | 1.50 | 12.8% |
| 01657 | KION (COSTA/SELVA) | GMMML | 3.59 | 3.57 | -0.5% | 3.50 | 3.50 | 3.6 | | | | | | |