



Lima, 18 de julio del 2024

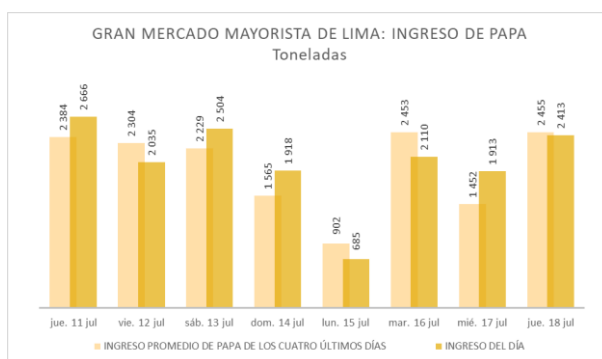
Gran Mercado Mayorista de Lima (GMML)

Esta madrugada se registró el ingreso de 7 813 toneladas de productos, cantidad menor en 7% respecto al promedio de los últimos cuatro jueves. Asimismo, ingresaron 2 413 toneladas de papa, cantidad similar al promedio de los últimos cuatro jueves. 1/

Producto con buen precio: cebolla cabeza roja a S/ 1,63 por kilogramo

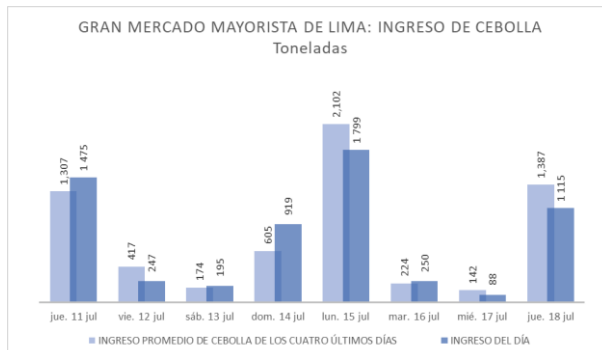
Tubérculos y raíces.- Esta mañana se registró el ingreso de 3057 toneladas de tubérculos, cantidad similar al promedio de los últimos cuatro jueves e ingresaron: 2413 toneladas de papa; 279 toneladas de camote; 210 toneladas de yuca y 155 toneladas de olluco.

Los precios de los diferentes tubérculos variaron respecto al día de ayer: camote amarillo de S/ 2,10 a S/ 2,28 (ingreso de producto fresco); y olluco largo de S/ 1,40 a S/ 1,30 y papa huayro de S/ 1,83 a S/ 1,79 (mayor stock), todo por kilogramo.

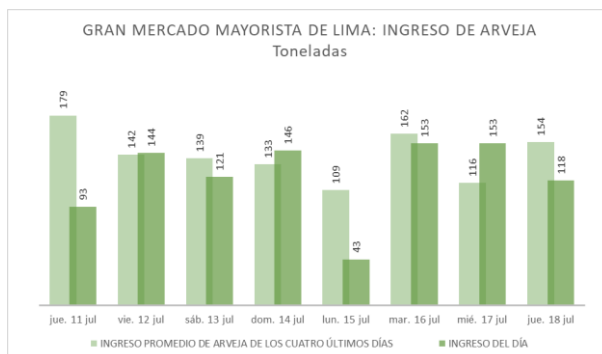


Hortalizas.- Hoy ingresaron 3556 toneladas de hortalizas, cantidad menor en 14% respecto al promedio de los últimos cuatro jueves. Los ingresos que destacaron fueron: cebolla cabeza roja (804 toneladas); choclo (tipo cusco) (292 toneladas); tomate (289 toneladas) y cebolla cabeza blanca (266 toneladas).

Los precios de algunas hortalizas bajaron por mayor stock: choclo (tipo cusco) de S/ 5,12 a S/ 4,64 y ají escabeche de S/ 3,00 a S/ 2,93 por kilogramo. Mientras que por mayor demanda subió: ají rocoto de S/ 1,94 a S/ 2,01; pimienta morrón de S/ 1,32 a S/ 1,39; zanahoria de S/ 0,71 a S/ 0,77; brócoli de S/ 2,38 a S/ 2,75 y espinaca de S/ 2,25 a S/ 2,75 por kilogramo. Los precios de las demás hortalizas no variaron significativamente respecto al día de ayer.



Hortalizas leguminosas verdes.- Se registró el ingreso de 251 toneladas de leguminosas verdes, cantidad menor en 13% respecto al promedio de los últimos cuatro jueves. Ingresaron: 118 toneladas de arveja, 42 toneladas de haba y 83 toneladas de vainita.



Mayor stock de vainita americana y arveja verde americana, y sus precios bajaron respecto al día de ayer: de S/ 3,10 a S/ 2,10 y de S/ 3,80 a S/ 3,75 por kilogramo, respectivamente. Mientras subió: haba verde serrana de S/ 3,05 a S/ 3,25 por kilogramo.



PERÚ

Ministerio de Desarrollo Agrario y Riego

SISAP

Abastecimiento y Precios Mayoristas

de los principales productos comercializados en el GMLL y MM N°2 Frutas



Dirección General de Estadística, Seguimiento y Evaluación de Políticas - DGESEP
Dirección de Estadística e Información Agraria - DEIA

Sistema de Información de Abastecimiento y Precios (SISAP)

Mercado Mayorista de Frutas N° 2

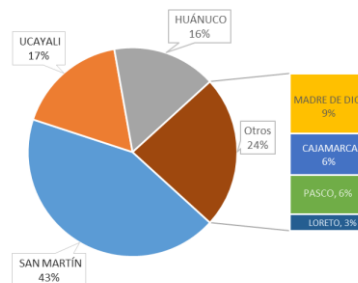
Hoy se registró el ingreso de 2 665 toneladas de frutas, cantidad similar al promedio de los últimos cuatro jueves. Las frutas que destacaron en el ingreso fueron: plátano, naranja, manzana, piña y mandarina.

Producto con precio bajo: naranja washington a S/ 2,40 por kilogramo

Papaya:

Los ingresos de papaya provienen principalmente de la selva, procedencia con más del noventa por ciento de participación en el mercado mayorista. El precio bajó ligeramente respecto al día de ayer.

MERCADO MAYORISTA N°2 DE FRUTAS: INGRESO DE PAPAYA SEGÚN DEPARTAMENTOS, JULIO 2024



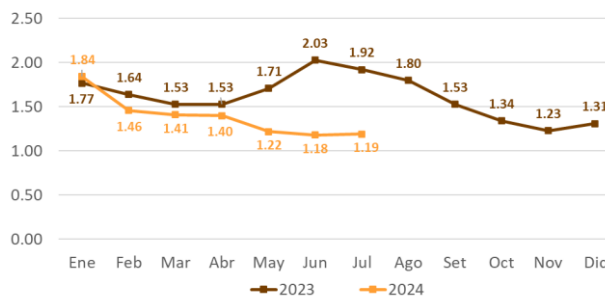
MERCADO MAYORISTA N°2 DE FRUTAS: PRECIOS DE LA PAPAYA, SEGÚN VARIEDAD (S/ por kilogramo)

| VARIEDAD | AYER | HOY |
|----------|------|------|
| Papaya | 1.27 | 1.21 |

Fuente: SIEA



MERCADO MAYORISTA N°2 DE FRUTAS: PRECIO PROMEDIO MENSUAL DE PAPAYA, 2023 - 2024 (S/ por kilogramo)



Precio de las demás frutas:

En cuanto al precio de las demás frutas, por mayor oferta bajó respecto al día de ayer: uva alfonso lavalett de S/ 2,73 a S/ 2,63; uva italia de S/ 3,53 a S/ 3,45; manzana israel de S/ 5,18 a S/ 5,08 y mango edward de S/ 7,00 a S/ 6,95 por kilogramo.

Mientras que subió respecto al día de ayer: maracuyá costa de S/ 2,38 a S/ 2,43 y chirimoya cumbe de S/ 3,95 a S/ 4,05 por kilogramo.

Los precios del resto de frutas se mantuvieron o no variaron significativamente.



BICENTENARIO PERÚ 2024

SISAP

Abastecimiento y Precios Mayoristas

de los principales productos comercializados en el GMLL y MM N°2 Frutas



Dirección General de Estadística, Seguimiento y Evaluación de Políticas - DGESEP
Dirección de Estadística e Información Agraria - DEIA

Sistema de Información de Abastecimiento y Precios (SISAP)

| PRECIOS MAYORISTAS DE LOS PRINCIPALES PRODUCTOS COMERCIALIZADOS EN MERCADOS DE LIMA METROPOLITANA (\$/ por kg) | | | | | | | | | | | | | | |
|--|---|---------|---------------------------|----------------------------|----------|-------------------|-------------------|-------------------|-------------------|-------------------|-------------------|-------------------|----------------|--------|
| CONPA | NOMBRE DEL PRODUCTO | MERCADO | Prom. del vie 5 al jue 11 | Prom. del vie 12 al jue 18 | Var. (%) | jul jul jul | jul jul jul | jul jul jul | jul jul jul | jul jul jul | jul jul jul | jul jul jul | Var % Hoy/ayer | |
| 011 | CEREALES | | | | | | | | | | | | | |
| 01122 | MAIZ MARLO/CORONTA DE MAIZ | GMLL | 11.04 | 11.07 | 0.3% | 10.75 | 10.75 | 11.00 | 11.00 | 11.25 | 11.25 | 11.25 | 11.00 | -2.2% |
| 01122 | MAIZ MORADO | GMLL | 2.32 | 2.57 | 11.2% | 2.53 | 2.58 | 2.60 | 2.60 | 2.60 | 2.58 | 2.58 | 2.48 | -3.9% |
| 012 | HORTALIZAS | | | | | | | | | | | | | |
| 0121 | Hortalizas de hoja o de tallo | | | | | | | | | | | | | |
| 01211 | ESPARRAGO FRESCO | GMLL | 6.93 | 7.40 | 6.7% | 7.26 | 7.26 | 7.50 | 7.50 | 7.50 | 7.26 | 7.26 | 7.50 | 3.3% |
| 01219 | ACELGA (CRIOLLA/SERRANA) | GMLL | 5.02 | 4.57 | -8.8% | 4.75 | 4.63 | 4.38 | 4.38 | 4.38 | 4.75 | 4.75 | 4.75 | 0.0% |
| 01214 | LECHUGA AMERICANA (CRIOLLA/SERRANA) | GMLL | 1.23 | 1.50 | 21.5% | 1.46 | 1.50 | 1.54 | 1.54 | 1.79 | 1.54 | 1.38 | 1.21 | -12.3% |
| 01214 | LECHUGA CRIOLLA SEDA | GMLL | 3.07 | 2.94 | -4.2% | 3.00 | 2.92 | 3.00 | 3.00 | 3.08 | 2.92 | 2.92 | 2.75 | -5.8% |
| 01214 | LECHUGA ROMANA HIDROPONICA /B/R/O | GMLL | 1.29 | 1.51 | 17.1% | 1.46 | 1.50 | 1.54 | 1.54 | 1.50 | 1.46 | 1.46 | 1.54 | 5.5% |
| 01213 | BROCCOLI | GMLL | 1.73 | 2.09 | 20.7% | 1.83 | 1.70 | 1.63 | 1.63 | 1.88 | 2.63 | 2.38 | 2.75 | 15.5% |
| 01212 | COL CHINA/LONGAPA | GMLL | 2.96 | 3.29 | 11.0% | 3.23 | 3.33 | 3.33 | 3.33 | 3.44 | 3.13 | 3.13 | 3.33 | 6.4% |
| 01212 | COL CORAZON (CRIOLLA/SERRANA) | GMLL | 0.77 | 0.66 | -14.8% | 0.75 | 0.68 | 0.66 | 0.66 | 0.66 | 0.64 | 0.64 | 0.66 | 3.1% |
| 01213 | COUFLOS (CRIOLLA/SERRANA) | GMLL | 0.87 | 0.72 | -17.0% | 0.79 | 0.76 | 0.68 | 0.68 | 0.68 | 0.75 | 0.75 | 0.77 | 2.7% |
| 01215 | ESPINACA (CRIOLLA/SERRANA) | GMLL | 2.01 | 2.48 | 23.7% | 2.75 | 2.75 | 2.38 | 2.38 | 2.63 | 2.25 | 2.25 | 2.75 | 22.2% |
| 01219 | PEREIL (CRIOLLO/SERRANO) | GMLL | 1.74 | 1.70 | -1.9% | 1.75 | 1.70 | 1.63 | 1.63 | 1.75 | 1.75 | 1.63 | 1.83 | 12.3% |
| 01212 | PACCHOY | GMLL | 4.32 | 4.17 | -3.5% | 4.38 | 4.38 | 4.17 | 4.17 | 4.17 | 3.96 | 3.96 | 4.38 | 10.6% |
| 01216 | ALCAHOFA SERRANA/VALLE/QUEBRADA/HELADA | GMLL | 4.56 | 5.33 | 16.9% | 5.00 | 5.13 | 5.13 | 5.13 | 5.38 | 5.38 | 5.50 | 5.63 | 2.4% |
| 01212 | HOLANTAU/HORGANICA | GMLL | 7.04 | 6.82 | -3.0% | 7.00 | 7.25 | 7.25 | 7.25 | 7.00 | 7.00 | 6.25 | 5.75 | -8.0% |
| 0122 | Melones | | | | | | | | | | | | | |
| 01221 | SANDIA VAR. | MMF2 | 1.10 | 1.09 | -1.0% | 1.05 | 1.05 | 1.08 | 1.08 | 1.08 | 1.13 | 1.13 | 1.10 | -2.7% |
| 01229 | MELON COQUITO | MMF2 | 0.95 | 0.98 | 2.7% | 0.96 | 0.94 | 0.94 | 0.94 | 0.96 | 0.98 | 1.04 | 1.06 | 1.9% |
| 0123 | Hortalizas de fruto | | | | | | | | | | | | | |
| 01231 | AJI AMARILLO SECO | GMLL | 15.66 | 15.63 | -0.2% | 15.63 | 15.63 | 15.63 | 15.63 | 15.50 | 15.63 | 15.63 | 15.75 | 0.8% |
| 01231 | AJI ESCABECHE FRESCO/ZANAHOR/LISO | GMLL | 3.25 | 3.08 | -5.1% | 3.18 | 3.15 | 3.15 | 3.15 | 3.20 | 3.00 | 3.00 | 2.93 | -2.3% |
| 01231 | AJI MONTAÑA/CHANCHAMOY/COSTA/SELVA | GMLL | 5.07 | 5.50 | 8.5% | 5.00 | 5.25 | 5.38 | 5.38 | 5.63 | 5.63 | 5.50 | 5.75 | 4.5% |
| 01231 | AJI ROCOTO (COSTA/SIERRA/SELVA) | GMLL | 1.63 | 1.98 | 21.6% | 1.94 | 1.94 | 2.01 | 2.01 | 2.01 | 1.94 | 1.94 | 2.01 | 3.6% |
| 01231 | PIMIENTO MORRON/INIE/PAPR/LAR/PAL/SED/PI | GMLL | 1.37 | 1.34 | -1.9% | 1.32 | 1.32 | 1.39 | 1.39 | 1.28 | 1.32 | 1.32 | 1.39 | 5.3% |
| 01232 | PEPINILLO | GMLL | 1.02 | 1.07 | 4.5% | 1.04 | 1.00 | 0.96 | 0.96 | 1.13 | 1.13 | 1.17 | 1.13 | -3.4% |
| 01233 | BERENUENA (CRIOLLA/SERRANA) | GMLL | 4.87 | 5.13 | 5.3% | 5.00 | 4.90 | 4.80 | 4.80 | 5.00 | 5.40 | 5.60 | 5.40 | -3.6% |
| 01234 | TOMATE KATIA | GMLL | 1.69 | 1.77 | 5.1% | 1.53 | 1.85 | 1.81 | 1.81 | 1.85 | 1.71 | 1.67 | 1.71 | 2.4% |
| 01235 | ZAPALLO ITALIANO | GMLL | 1.01 | 1.08 | 6.1% | 1.02 | 1.00 | 1.00 | 1.00 | 1.02 | 1.13 | 1.17 | 1.21 | 3.4% |
| 01235 | ZAPALLO LÓCHE | GMLL | 5.14 | 5.31 | 3.2% | 5.00 | 5.17 | 5.17 | 5.17 | 5.33 | 5.33 | 5.50 | 5.50 | 0.0% |
| 01235 | ZAPALLO MACRE(COSTA/SIERRA/SELVA) | GMLL | 0.92 | 0.90 | -2.6% | 0.90 | 0.88 | 0.88 | 0.88 | 0.90 | 0.93 | 0.90 | 0.93 | 3.3% |
| 01239 | CAIQUA (SELVA) | GMLL | 2.28 | 2.31 | 1.2% | 2.29 | 2.29 | 2.25 | 2.25 | 2.35 | 2.35 | 2.29 | 2.40 | 4.8% |
| 0124 | Hortalizas leguminosas verdes | | | | | | | | | | | | | |
| 01241 | FREJOLITO CHINO | GMLL | 2.50 | 2.50 | 0.0% | 2.50 | 2.50 | 2.50 | 2.50 | 2.50 | 2.50 | 2.50 | 2.50 | 0.0% |
| 01241 | FRIJOL VERDE CANARIO | GMLL | 3.09 | 3.38 | 9.4% | 3.28 | 3.23 | 3.20 | 3.20 | 3.33 | 3.48 | 3.55 | 3.70 | 4.2% |
| 01241 | PALLAR VERDE SERRUCHO | GMLL | 2.95 | 3.66 | 24.0% | 3.63 | 3.70 | 3.75 | 3.75 | 3.70 | 3.53 | 3.83 | 3.33 | -13.1% |
| 01241 | VAINITA AMERICANA/SEDA/PITO/CORRIENT/MAD | GMLL | 2.44 | 2.40 | -1.9% | 2.05 | 2.10 | 2.15 | 2.15 | 2.05 | 3.13 | 3.10 | 2.10 | -32.3% |
| 01242 | ARVEJA VERDE AMERICANA/(CRIOLLA/SERRANA) | GMLL | 4.21 | 3.77 | -10.5% | 3.65 | 3.70 | 3.70 | 3.70 | 3.78 | 3.93 | 3.80 | 3.75 | -1.3% |
| 01242 | ARVEJA VERDE BLANCA SERRANA | GMLL | 2.99 | 2.87 | -3.8% | 2.98 | 2.93 | 2.93 | 2.93 | 2.83 | 2.88 | 2.80 | 2.80 | 0.0% |
| 01243 | HABA VERDE SERRANA | GMLL | 2.82 | 2.90 | 2.8% | 2.83 | 2.78 | 2.75 | 2.75 | 2.80 | 2.90 | 3.05 | 3.25 | 6.6% |
| 0125 | Hortalizas de raíz, bulbosas o tuberosas | | | | | | | | | | | | | |
| 01251 | NABO (CRIOLLO/SERRANO) | GMLL | 1.74 | 1.74 | 0.0% | 1.75 | 1.63 | 1.63 | 1.63 | 1.75 | 1.75 | 1.63 | 2.13 | 30.7% |
| 01251 | ZANAHORIA | GMLL | 0.78 | 0.74 | -5.0% | 0.75 | 0.71 | 0.71 | 0.71 | 0.79 | 0.77 | 0.71 | 0.77 | 8.5% |
| 01252 | AJO CRIOLLO O NAPURI | GMLL | 13.54 | 13.93 | 2.9% | 13.50 | 13.63 | 13.75 | 13.75 | 14.00 | 14.13 | 14.13 | 14.13 | 0.0% |
| 01252 | AJO MORADO/BARRAN/LEGIT/ARICOTA/OTROS | GMLL | 15.63 | 15.98 | 2.3% | 15.63 | 15.75 | 16.00 | 16.00 | 16.00 | 16.13 | 16.00 | 16.00 | 0.0% |
| 01253 | CEBOLLA CABEZA BLANCA NACIONAL | GMLL | 2.29 | 2.02 | -11.8% | 2.23 | 2.23 | 2.10 | 2.10 | 2.00 | 1.93 | 1.93 | 1.85 | -4.1% |
| 01253 | CEBOLLA CABEZA ROJA | GMLL | 1.75 | 1.67 | -5.0% | 1.70 | 1.70 | 1.68 | 1.68 | 1.68 | 1.65 | 1.65 | 1.63 | -1.2% |
| 01253 | CEBOLLA CHINA (CRIOLLA/SERRANA) | GMLL | 1.28 | 1.47 | 15.2% | 1.20 | 1.20 | 1.33 | 1.33 | 1.38 | 1.63 | 1.75 | 1.70 | -2.9% |
| 01254 | PORO (CRIOLLO/SERRANO) | GMLL | 1.09 | 1.13 | 3.3% | 1.20 | 1.15 | 1.11 | 1.11 | 1.15 | 1.11 | 1.11 | 1.15 | 3.6% |
| 01259 | BETERRAGA (CRIOLLA/SERRANA) | GMLL | 1.74 | 2.34 | 34.5% | 2.17 | 2.27 | 2.33 | 2.33 | 2.44 | 2.27 | 2.27 | 2.44 | 7.5% |
| 01259 | RABANITO (CRIOLLO/SERRANO) | GMLL | 3.98 | 3.98 | 0.0% | 4.17 | 4.17 | 4.00 | 4.00 | 4.00 | 3.84 | 3.84 | 4.00 | 4.2% |
| 0129 | Hortalizas frescas, n.c.p. | | | | | | | | | | | | | |
| 01290 | CHÓCLO TIPO CUSCO | GMLL | 6.34 | 5.18 | -18.2% | 6.07 | 5.36 | 5.36 | 5.36 | 5.30 | 5.12 | 5.12 | 4.64 | -9.4% |
| 01290 | APIO CRIOLLO/SERRANO | GMLL | 1.33 | 1.51 | 13.4% | 1.42 | 1.33 | 1.33 | 1.33 | 1.42 | 1.75 | 1.75 | 1.67 | -4.6% |
| 013 | FRUTAS Y NUECES | | | | | | | | | | | | | |
| 0131 | Frutas tropicales y subtropicales | | | | | | | | | | | | | |
| 01311 | PALTA CRIOLLA SELVA | MMF2 | 2.52 | 2.52 | 0.0% | 2.52 | 2.56 | 2.54 | 2.54 | 2.52 | 2.46 | 2.48 | 2.52 | 1.6% |
| 01311 | PALTA FUERTE COSTA | MMF2 | 4.34 | 4.38 | 0.9% | 4.33 | 4.33 | 4.33 | 4.33 | 4.33 | 4.43 | 4.43 | 4.45 | 0.5% |
| 01311 | PALTA HALL (SELVA) | MMF2 | 2.44 | 2.51 | 3.0% | 2.44 | 2.46 | 2.46 | 2.46 | 2.54 | 2.56 | 2.56 | 2.54 | -0.8% |
| 01311 | PALTA LINDA (COSTA/SELVA) | MMF2 | 2.78 | 2.84 | 2.3% | 2.81 | 2.85 | 2.81 | 2.85 | 2.81 | 2.88 | 2.88 | 2.81 | -2.4% |
| 01312 | PLATANO BIZCOCHO (SELVA) | MMF2 | 1.39 | 1.36 | -1.8% | 1.39 | 1.40 | 1.38 | 1.38 | 1.38 | 1.36 | 1.32 | 1.31 | -0.8% |
| 01312 | PLATANO MANZANO (SELVA) | MMF2 | 1.69 | 1.62 | -4.0% | 1.66 | 1.66 | 1.67 | 1.70 | 1.64 | 1.58 | 1.55 | 1.55 | 0.0% |
| 01312 | PLATANO MORADO (SELVA) | MMF2 | 2.84 | 2.89 | 2.0% | 2.88 | 2.88 | 2.90 | 2.94 | 2.94 | 2.88 | 2.85 | 2.85 | 0.0% |
| 01312 | PLATANO SEDA (SELVA) | MMF2 | 1.76 | 1.74 | -1.1% | 1.77 | 1.78 | 1.75 | 1.77 | 1.74 | 1.71 | 1.73 | 1.67 | -3.5% |
| 01312 | PLATANO SEDA CONGO | MMF2 | 2.41 | 2.24 | -7.2% | 2.33 | 2.33 | 2.29 | 2.29 | 2.23 | 2.21 | 2.18 | 2.15 | -1.4% |
| 01313 | PLATANO BELLACO (SELVA) | MMF2 | 2.15 | 2.15 | 0.3% | 2.19 | 2.19 | 2.19 | 2.19 | 2.15 | 2.13 | 2.11 | 2.11 | 0.0% |
| 01313 | PLATANO ISLA (SELVA) | MMF2 | 2.24 | 2.22 | -1.1% | 2.27 | 2.27 | 2.23 | 2.23 | 2.20 | 2.20 | 2.20 | 2.18 | -0.9% |
| 01313 | PLATANO PAJILLO/SELVA | MMF2 | 2.47 | 2.49 | 0.5% | 2.50 | 2.50 | 2.49 | 2.50 | 2.51 | 2.47 | 2.47 | 2.47 | 0.0% |
| 01315 | HIGO MADURO O BREVAS | MMF2 | 7.60 | 7.92 | 4.2% | 7.68 | 7.79 | 7.89 | 7.89 | 7.82 | 7.93 | 8.04 | 8.07 | 0.4% |
| 01316 | MANGO CRIOLLO PLANTA (COSTA) | MMF2 | 4.67 | 4.31 | -7.6% | 4.45 | 4.38 | 4.38 | 4.43 | 4.30 | 4.28 | 4.28 | 4.13 | -3.5% |
| 01316 | MANGO EDWARD PLANTA | MMF2 | 7.51 | 7.18 | -4.4% | 7.38 | 7.38 | 7.35 | 7.35 | 7.15 | 7.08 | 7.00 | 6.95 | -0.7% |
| 01316 | MANGO HADEN /HAYDE (PLANTA) | MMF2 | 6.56 | 6.29 | -4.2% | 6.38 | 6.38 | 6.35 | 6.35 | 6.20 | 6.20 | 6.20 | 6.35 | 2.4% |
| 01316 | MANGO KAFRO / JAFRO (COSTA) | MMF2 | 0.00 | 3.80 | 0.0% | 0.00 | 0.00 | 0.00 | 0.00 | 0.00 | 8.88 | 8.85 | 8.85 | 0.0% |
| 01316 | MANGO KENT (COSTA) | MMF2 | 7.98 | 8.33 | 4.4% | 8.33 | 8.20 | 8.25 | 8.25 | 8.38 | 8.38 | 8.38 | 8.48 | 1.2% |
| 01317 | PAPAYA SELVA | MMF2 | 1.1 | | | | | | | | | | | |

Abastecimiento y Precios Mayoristas

de los principales productos comercializados en el GMMML y MM N°2 Frutas



Dirección General de Estadística, Seguimiento y Evaluación de Políticas - DGESEP
Dirección de Estadística e Información Agraria - DEIA

Sistema de Información de Abastecimiento y Precios (SISAP)

PRECIOS MAYORISTAS DE LOS PRINCIPALES PRODUCTOS COMERCIALIZADOS EN MERCADOS DE LIMA METROPOLITANA (\$/ por kg)

| CNPA | NOMBRE DEL PRODUCTO | MERCADO | Prom. del vie 5 al jue 11 | Prom. del vie 12 al jue 18 | Var. (%) | jul jue-11 | jul vie-12 | jul sáb-13 | jul dom-14 | jul lun-15 | jul mar-16 | jul mié-17 | jul jue-18 | Var % Hoy/ayer |
|---|---|---------|---------------------------|----------------------------|----------|---------------|---------------|---------------|---------------|---------------|---------------|---------------|---------------|-------------------|
| 01319 | MARACUYA COSTA | MMF2 | 1.96 | 2.34 | 19.2% | 2.08 | 2.18 | 2.28 | 2.33 | 2.38 | 2.38 | 2.38 | 2.43 | 2.1% |
| 01319 | MARACUYA COSTA | GMMML | 1.79 | 1.82 | 1.8% | 1.78 | 1.83 | 1.78 | 1.78 | 1.80 | 1.85 | 1.88 | 1.83 | -2.7% |
| 01319 | PEPINO RAYADO O MELON | MMF2 | 5.23 | 4.67 | -10.8% | 5.00 | 4.88 | 4.75 | 4.75 | 4.58 | 4.58 | 4.58 | 4.55 | -0.7% |
| 0132 Frutas cítricas | | | | | | | | | | | | | | |
| 01321 | TORONJA COSTA CON PEPA | MMF2 | 3.75 | 3.69 | -1.8% | 3.75 | 3.75 | 3.73 | 3.75 | 3.70 | 3.65 | 3.58 | 3.65 | 2.0% |
| 01321 | TORONJA SELVA CON PEPA | MMF2 | 2.15 | 2.14 | -0.5% | 2.15 | 2.15 | 2.15 | 2.15 | 2.19 | 2.13 | 2.13 | 2.10 | -1.4% |
| 01322 | LIMA DULCE (COSTA) | MMF2 | 3.21 | 3.57 | 11.3% | 3.35 | 3.38 | 3.53 | 3.53 | 3.45 | 3.38 | 3.85 | 3.85 | 0.0% |
| 01322 | LIMON DULCE - SELVA | MMF2 | 1.28 | 1.29 | 0.8% | 1.24 | 1.28 | 1.28 | 1.28 | 1.29 | 1.31 | 1.29 | 1.29 | 0.0% |
| 01322 | LIMON SUTIL BOLSA | GMMML | 1.47 | 1.50 | 1.7% | 1.50 | 1.50 | 1.47 | 1.47 | 1.53 | 1.53 | 1.53 | 1.47 | -3.9% |
| 01322 | LIMON SUTIL CAJON | GMMML | 1.58 | 1.66 | 5.3% | 1.63 | 1.63 | 1.58 | 1.58 | 1.68 | 1.74 | 1.74 | 1.68 | -3.4% |
| 01323 | NARANJA PRIMAVEERA (COSTA) | MMF2 | 2.13 | 2.22 | 4.2% | 2.18 | 2.23 | 2.23 | 2.23 | 2.23 | 2.23 | 2.18 | 2.18 | 0.0% |
| 01323 | NARANJA TANGELO SELVA | MMF2 | 1.36 | 1.43 | 5.8% | 1.43 | 1.43 | 1.42 | 1.42 | 1.43 | 1.43 | 1.44 | 1.48 | 2.8% |
| 01323 | NARANJA VALENCIA | MMF2 | 0.69 | 0.68 | -1.0% | 0.73 | 0.69 | 0.67 | 0.67 | 0.68 | 0.70 | 0.69 | 0.69 | 0.0% |
| 01323 | NARANJA WASHINGTON NAVAL(COSTA) | MMF2 | 2.50 | 2.38 | -4.9% | 2.33 | 2.33 | 2.35 | 2.35 | 2.38 | 2.38 | 2.45 | 2.40 | -2.0% |
| 01324 | MANDARINA SATSUMA (COSTA) | MMF2 | 1.89 | 2.07 | 9.8% | 1.95 | 1.98 | 2.05 | 2.05 | 2.08 | 2.08 | 2.13 | 2.13 | 0.0% |
| 01324 | MANDARINA TANGERINA | MMF2 | 0.75 | 0.78 | 2.8% | 0.73 | 0.77 | 0.77 | 0.77 | 0.77 | 0.77 | 0.80 | 0.78 | -2.5% |
| 0133 Uvas | | | | | | | | | | | | | | |
| 01330 | UVA ALFONSO LAVALETT (NEGRA) | MMF2 | 2.85 | 2.69 | -5.4% | 2.75 | 2.73 | 2.65 | 2.65 | 2.70 | 2.75 | 2.73 | 2.63 | -3.7% |
| 01330 | UVA BORGOÑA | MMF2 | 2.97 | 2.79 | -6.0% | 2.93 | 2.83 | 2.83 | 2.83 | 2.83 | 2.73 | 2.73 | 2.75 | 0.7% |
| 01330 | UVA ITALIA /AMERICANA-NACIONAL | MMF2 | 3.36 | 3.50 | 4.2% | 3.45 | 3.48 | 3.50 | 3.50 | 3.53 | 3.53 | 3.53 | 3.45 | -2.3% |
| 01330 | UVA PALESTINA | MMF2 | 3.38 | 3.41 | 0.7% | 3.43 | 3.35 | 3.30 | 3.35 | 3.38 | 3.45 | 3.48 | 3.53 | 1.4% |
| 01330 | UVA RED GLOVE NACIONAL | MMF2 | 3.63 | 3.82 | 5.3% | 3.75 | 3.75 | 3.78 | 3.78 | 3.85 | 3.85 | 3.88 | 3.85 | -0.8% |
| 01330 | UVA ROSADA SIN PEPA | MMF2 | 4.13 | 4.13 | 0.0% | 4.15 | 4.08 | 4.13 | 4.13 | 4.15 | 4.15 | 4.15 | 4.15 | 0.0% |
| 0134 Frutas de pepita y frutas de hueso | | | | | | | | | | | | | | |
| 01341 | MANZANA CTE/PARA AGUA | GMMML | 3.28 | 3.26 | -0.7% | 3.20 | 3.25 | 3.30 | 3.30 | 3.33 | 3.25 | 3.20 | 3.18 | -0.6% |
| 01341 | MANZANA CTE/PARA AGUA | MMF2 | 2.04 | 2.18 | 6.9% | 2.11 | 2.13 | 2.16 | 2.16 | 2.18 | 2.19 | 2.21 | 2.22 | 0.5% |
| 01341 | MANZANA DELICIA | MMF2 | 2.57 | 2.55 | -0.8% | 2.55 | 2.55 | 2.55 | 2.55 | 2.56 | 2.56 | 2.56 | 2.53 | -1.2% |
| 01341 | MANZANA GOLDEN | MMF2 | 4.12 | 4.16 | 1.0% | 4.13 | 4.20 | 4.23 | 4.23 | 4.15 | 4.15 | 4.08 | 4.08 | 0.0% |
| 01341 | MANZANA IMPORTADA (CHILENA) | MMF2 | 6.65 | 6.94 | 4.4% | 6.85 | 6.85 | 6.86 | 6.86 | 6.83 | 7.06 | 7.04 | 7.08 | 0.6% |
| 01341 | MANZANA ISRAEL | MMF2 | 4.88 | 5.18 | 6.1% | 5.08 | 5.10 | 5.18 | 5.18 | 5.25 | 5.28 | 5.18 | 5.08 | -1.9% |
| 01341 | MANZANA WINTER | MMF2 | 2.44 | 2.40 | -1.8% | 2.44 | 2.45 | 2.47 | 2.45 | 2.36 | 2.36 | 2.35 | 2.35 | 0.0% |
| 01342 | MEMBRILLO CRIOLLO | MMF2 | 3.20 | 2.89 | -9.8% | 2.93 | 2.93 | 2.85 | 2.85 | 2.88 | 2.85 | 2.85 | 3.00 | 5.3% |
| 01342 | MEMBRILLO SERRANO | MMF2 | 3.02 | 3.00 | -0.6% | 2.95 | 2.98 | 2.98 | 2.98 | 2.99 | 3.01 | 3.01 | 3.03 | 0.7% |
| 01342 | PERA AGUA PACKAM IMPORTADO | MMF2 | 6.10 | 6.20 | 1.6% | 6.10 | 6.10 | 6.14 | 6.13 | 6.08 | 6.29 | 6.33 | 6.33 | 0.0% |
| 01343 | ALBARI COQUE | MMF2 | 3.34 | 3.28 | -1.5% | 3.33 | 3.38 | 3.35 | 3.35 | 3.33 | 3.28 | 3.15 | 3.15 | 0.0% |
| 01345 | MELOCOTON BLANQUILLO | MMF2 | 4.05 | 3.99 | -1.4% | 4.06 | 4.10 | 4.06 | 4.10 | 4.02 | 3.88 | 3.88 | 3.90 | 0.5% |
| 01345 | MELOCOTON DURAZNO HUAYCO | MMF2 | 4.39 | 4.47 | 1.8% | 4.46 | 4.48 | 4.38 | 4.38 | 4.46 | 4.48 | 4.54 | 4.56 | 0.4% |
| 01346 | CIUELA SANTA ROSA/NACIONAL | MMF2 | 5.70 | 5.87 | 3.0% | 5.85 | 5.88 | 5.93 | 5.88 | 5.83 | 5.83 | 5.88 | 5.88 | 0.0% |
| 01349 | LUCUMA DE SEDA (COSTA/SELVA) | MMF2 | 5.88 | 5.86 | -0.3% | 5.85 | 5.85 | 5.88 | 5.93 | 5.83 | 5.78 | 5.88 | 5.88 | 0.0% |
| 0135 Bayas y otras frutas | | | | | | | | | | | | | | |
| 01352 | KIWI IMPORTADO CHILENO | MMF2 | 9.07 | 8.86 | -2.2% | 8.88 | 8.80 | 8.83 | 8.83 | 8.80 | 8.92 | 8.95 | 8.92 | -0.3% |
| 01359 | GRANADA (COSTA) | MMF2 | 4.38 | 3.97 | -9.4% | 4.52 | 4.58 | 4.59 | 4.59 | 4.64 | 4.61 | 4.75 | 0.00 | |
| 01359 | MAMEY (COSTA) | MMF2 | 5.94 | 6.19 | 4.3% | 6.13 | 6.18 | 6.23 | 6.23 | 6.08 | 6.08 | 6.28 | 6.28 | 0.0% |
| 01359 | PACAE CRIOLLO | MMF2 | 5.33 | 5.29 | -0.6% | 5.38 | 5.38 | 5.35 | 5.35 | 5.35 | 5.33 | 5.15 | 5.15 | 0.0% |
| 01359 | TAMARINDO (CON CASCARA) COSTA | MMF2 | 6.17 | 6.20 | 0.5% | 6.15 | 6.25 | 6.23 | 6.25 | 6.15 | 6.15 | 6.15 | 6.25 | 1.6% |
| 01359 | TAMARINDO (SIN CASCARA) COSTA | MMF2 | 7.22 | 7.21 | -0.1% | 7.25 | 7.25 | 7.23 | 7.25 | 7.15 | 7.10 | 7.25 | 7.25 | 0.0% |
| 01359 | TUNA AMARILLA | MMF2 | 3.07 | 3.23 | 5.4% | 3.20 | 3.20 | 3.23 | 3.25 | 3.33 | 3.20 | 3.20 | 3.23 | 0.9% |
| 01359 | TUNA BLANCA (COSTA / SIERRA) | MMF2 | 4.35 | 4.44 | 2.2% | 4.38 | 4.45 | 4.45 | 4.45 | 4.48 | 4.40 | 4.43 | 4.43 | 0.0% |
| 01359 | TUNA MORADA/ROSADA | MMF2 | 3.07 | 3.20 | 4.1% | 3.20 | 3.20 | 3.23 | 3.23 | 3.20 | 3.08 | 3.23 | 3.23 | 0.0% |
| 014 SEMILLAS ACETERAS Y FRUTOS OLEAGINOSOS | | | | | | | | | | | | | | |
| 01460 | COCO (COSTA/SELVA) | MMF2 | 1.46 | 1.47 | 0.6% | 1.43 | 1.43 | 1.49 | 1.50 | 1.47 | 1.47 | 1.47 | 1.47 | 0.0% |
| 015 RAÍCES Y TUBÉRCULOS COMESTIBLES | | | | | | | | | | | | | | |
| 0151 Papas | | | | | | | | | | | | | | |
| 01510 | PAPA AMARILLA/TUMBAY/TORNILLO/OTROS | GMMML | 3.36 | 3.45 | 2.4% | 3.33 | 3.33 | 3.40 | 3.40 | 3.50 | 3.43 | 3.53 | 3.53 | 0.0% |
| 01510 | PAPA BLANCA/VALLE/OTROS | GMMML | 1.33 | 1.31 | -1.8% | 1.28 | 1.29 | 1.30 | 1.30 | 1.28 | 1.33 | 1.33 | 1.31 | -1.5% |
| 01510 | PAPA CANCHAN | GMMML | 1.47 | 1.58 | 7.6% | 1.53 | 1.55 | 1.59 | 1.59 | 1.61 | 1.59 | 1.61 | 1.53 | -5.0% |
| 01510 | PAPA COLOR/VALLE/OTROS | GMMML | 1.65 | 1.64 | -0.9% | 1.60 | 1.62 | 1.64 | 1.64 | 1.65 | 1.63 | 1.65 | 1.63 | -1.2% |
| 01510 | PAPA HUAMANTANGA | GMMML | 2.09 | 2.09 | -0.1% | 2.09 | 2.08 | 2.08 | 2.08 | 2.10 | 2.08 | 2.08 | 2.10 | 1.0% |
| 01510 | PAPA HUAYRO (ROJO-MORO-NEGRO)RUNT/MAR/H/U | GMMML | 1.72 | 1.74 | 0.8% | 1.71 | 1.69 | 1.69 | 1.69 | 1.68 | 1.78 | 1.83 | 1.79 | -2.2% |
| 01510 | PAPA NEGRA ANDINA | GMMML | 1.27 | 1.50 | 18.3% | 1.35 | 1.36 | 1.45 | 1.45 | 1.56 | 1.56 | 1.56 | 1.54 | -1.3% |
| 01510 | PAPA PERUJANITA | GMMML | 2.12 | 2.02 | -4.5% | 2.08 | 2.08 | 2.03 | 2.03 | 2.00 | 2.00 | 2.00 | 2.03 | 1.5% |
| 01510 | PAPA ÚNICA | GMMML | 1.83 | 1.69 | -7.6% | 1.66 | 1.68 | 1.69 | 1.69 | 1.68 | 1.68 | 1.69 | 1.73 | 2.4% |
| 01510 | PAPA YUNGAY | GMMML | 1.33 | 1.31 | -1.8% | 1.28 | 1.29 | 1.30 | 1.30 | 1.28 | 1.33 | 1.33 | 1.31 | -1.5% |
| 0152 Yuca | | | | | | | | | | | | | | |
| 01520 | YUCA AMARILLA/LEGITIM/INERTA(COS/SEL) | GMMML | 1.05 | 0.99 | -5.5% | 1.00 | 0.98 | 0.98 | 0.98 | 1.00 | 1.00 | 0.98 | 1.00 | 2.0% |
| 0153 Camote | | | | | | | | | | | | | | |
| 01530 | CAMOTE AMARILLO | GMMML | 2.22 | 2.13 | -3.9% | 2.08 | 2.08 | 2.10 | 2.10 | 2.13 | 2.13 | 2.10 | 2.28 | 8.6% |
| 01530 | CAMOTE MORADO/LEG/MILA/MEJ/PEPIN/PARAMON | GMMML | 2.00 | 1.82 | -9.1% | 1.93 | 1.88 | 1.83 | 1.83 | 1.80 | 1.80 | 1.78 | 1.80 | 1.1% |
| 0159 Otras raíces y tubérculos comestibles | | | | | | | | | | | | | | |
| 01599 | OLLUCO LARGO (SIN LAVAR/LAVADO) | GMMML | 1.61 | 1.52 | -6.0% | 1.60 | 1.63 | 1.63 | 1.63 | 1.58 | 1.45 | 1.40 | 1.30 | -7.1% |
| 01599 | YACON (LLACON) | MMF2 | 2.27 | 2.59 | 14.2% | 2.33 | 2.38 | 2.45 | 2.45 | 2.75 | 2.73 | 2.70 | 2.70 | 0.0% |
| 016 ESTIMULANTES, ESPECIAS Y AROMÁTICOS | | | | | | | | | | | | | | |
| 01652 | AJI PAPRIKA | GMMML | 14.47 | 14.39 | -0.5% | 14.25 | 14.25 | 14.25 | 14.25 | 14.38 | 14.50 | 14.50 | 14.63 | 0.9% |
| 01652 | AJI SECO PANCA | GMMML | 14.38 | 14.47 | 0.6% | 14.25 | 14.25 | 14.25 | 14.25 | 14.50 | 14.63 | 14.63 | 14.75 | 0.8% |
| 01654 | CULANTRIO (CRIOLLO/SERRANO) | GMMML | 1.95 | 1.82 | -6.7% | 2.09 | 2.00 | 1.92 | 1.92 | 1.92 | 1.67 | 1.59 | 1.75 | 10.1% |
| 01657 | KION (COSTA/SELVA) | GMMML | 6.20 | 6.23 | 0.6% | 6.25 | 6.25 | 6.25 | 6.25 | 6.25 | 6.25 | 6.25 | 6.13 | -1.9% |
| 01699 | ALBAHACA (CRIOLLO/SERRANA) | GMMML | 6.73 | 6.07 | -9.7% | 5.77 | 5.77 | 5.77 | 5.77 | 5.58 | 6.54 | 6.74 | 6.35 | -5.8% |
| 01699 | HUACATAY (CRIOLLO/SERRANO) | GMMML | 4.17 | 3.81 | -8.8% | 3.88 | 3.88 | 3.75 | 3.75 | 3.75 | 3.88 | 3.88 | 3.75 | -3.4% |
| 0193 Plantas o partes de plantas del tipo utilizado principalmente en perfumería, en farmacia o para la preparación de insecticidas, fungicidas o propósitos similares | | | | | | | | | | | | | | |
| 01930 | HIERBA BUENA (CRIOLLA/SERRANA) | GMMML | 1.48 | 1.54 | 4.1% | 1.53 | 1.47 | 1.47 | 1.47 | 1.56 | 1.56 | 1.62 | 1.62 | 0.0% |

Fuente: GMMML = Gran Mercado Mayorista de Lima / MMF2 = Mercado Mayorista de Frutas N° 2

Elaboración: DGESEP - DEIA

