



PERÚ

Ministerio de Desarrollo Agrario y Riego

SISAP

Abastecimiento y Precios Mayoristas

de los principales productos comercializados en el GMML y MM N°2 Frutas



Dirección General de Estadística, Seguimiento y Evaluación de Políticas - DGESEP
Dirección de Estadística e Información Agraria - DEIA

Sistema de Información de Abastecimiento y Precios (SISAP)

Lima, 27 de septiembre del 2024

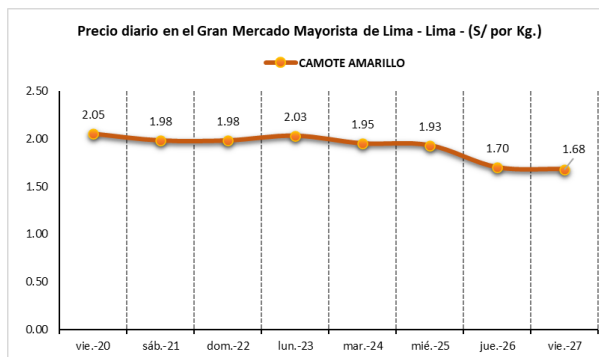
Gran Mercado Mayorista de Lima (GMML)

Esta madrugada se registró el ingreso de 6 829 toneladas de productos, cantidad menor en 3% respecto al promedio de los últimos cuatro viernes. Asimismo, ingresaron 2 215 toneladas de papa, cantidad menor en 5% respecto al promedio de los últimos cuatro viernes. 1/

Producto con buen precio: zanahoria a S/ 0,56 por kilogramo.

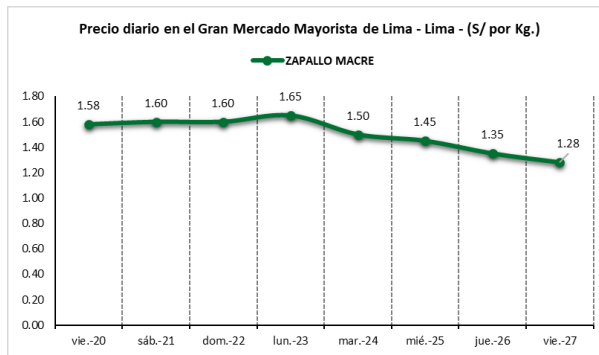
Tubérculos y raíces.- Esta mañana se registró el ingreso de 2934 toneladas de tubérculos, cantidad similar al promedio de los últimos cuatro viernes. Ingresaron: papa, 2215 toneladas; 418 toneladas de camote; 170 toneladas de yuca y olluco, 131 toneladas.

Los precios de los diferentes tubérculos no variaron significativamente respecto al día de ayer. Sólo por mayor stock bajaron: papa huayro de S/ 2,50 a S/ 2,43 y papa color (canchan y única) de S/ 1,40 a S/ 1,31 por kilogramo.

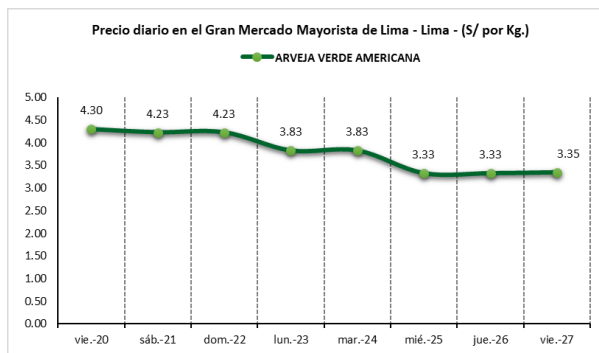


Hortalizas.- Ingresaron 3030 toneladas de hortalizas, cantidad similar al promedio de los últimos cuatro viernes. Los productos que destacaron en el ingreso fueron: choclo (tipo cusco), 422 toneladas; zanahoria, 383 toneladas; tomate, 296 toneladas y pepinillo, 224 toneladas.

Los precios de algunas hortalizas bajaron por mayor oferta: zapallo macre de S/ 1,35 a S/ 1,28; cebolla cabeza roja de S/ 0,83 a S/ 0,75 y zanahoria de S/ 0,62 a S/ 0,56 por kilogramo. Mientras que por mayor demanda subió: brócoli de S/ 2,38 a S/ 2,63; pimienta morrón de S/ 2,36 a S/ 2,50; ají rocoto de S/ 2,43 a S/ 2,57; ají escabeche de S/ 1,75 a S/ 1,83; tomate de S/ 1,48 a S/ 1,53 y choclo (tipo cusco) de S/ 2,74 a S/ 2,80 por kilogramo.



Hortalizas leguminosas verdes.- Ingresaron 253 toneladas de leguminosas verdes, cantidad menor en 21% respecto al promedio de los últimos cuatro viernes. Los productos que ingresaron fueron: arveja verde, 113 toneladas; haba verde, 41 toneladas y vainita verde, 98 toneladas.



Los precios de las leguminosas subieron respecto al día de ayer por mayor demanda: arveja verde blanca serrana de S/ 2,43 a S/ 2,75; haba verde serrana de S/ 1,45 a S/ 1,58; vainita americana de S/ 2,00 a S/ 2,05 y arveja verde americana de S/ 3,33 a S/ 3,35 por kilogramo.

1/ Fuente: Empresa Municipal de Mercados S.A. (EMMSA) - GMML



BICENTENARIO PERÚ 2024



Mercado Mayorista de Frutas N° 2

Esta madrugada se registró el ingreso de 2 255 toneladas de frutas, cantidad menor en 3% respecto al promedio de los últimos cuatro viernes. Las frutas que destacaron en el ingreso fueron: naranja, plátano, piña, manzana y papaya.

Producto con buen precio: piña criolla a S/ 1,00 por kilogramo.

Palta:

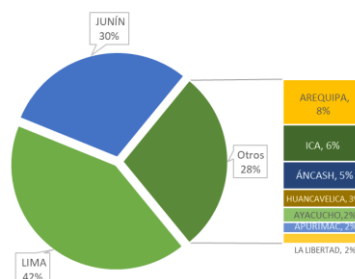
Las variedades de palta que ingresan al mercado mayorista, en lo que va al mes de septiembre son: fuerte (29%); hass (13%); villa campá (9%); naval (9%) y linda (8%), principalmente. El precio de algunas variedades bajaron ligeramente respecto al día de ayer.

MERCADO MAYORISTA N°2 DE FRUTAS: PRECIO DE LA PALTA, SEGÚN VARIEDAD (S/ por kilogramo)

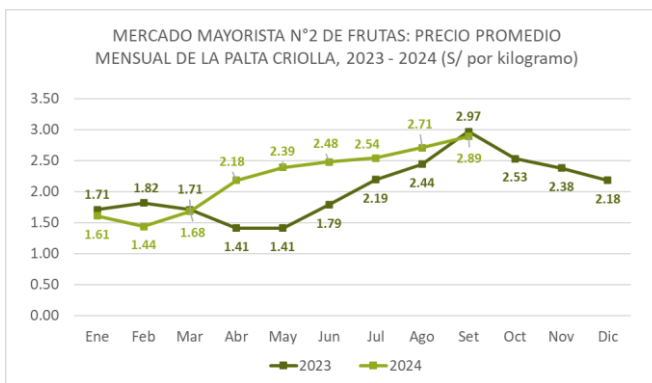
| VARIEDAD | AYER | HOY |
|-----------------|------|------|
| Choquete | 3.04 | 3.02 |
| Collin red | 3.04 | 2.98 |
| Criolla (Selva) | 2.85 | 2.79 |
| Dedo | 5.48 | 5.55 |
| Fuerte | 5.78 | 5.78 |
| Hall | 2.88 | 2.96 |
| Hass | 3.65 | 3.75 |
| Linda | 3.04 | 3.04 |
| Naval | 3.25 | 3.20 |
| Queen | 4.73 | 4.68 |
| Villa Campa | 4.88 | 4.85 |

Fuente: SIEA

MERCADO MAYORISTA N°2 DE FRUTAS: INGRESO DE PALTA SEGÚN DEPARTAMENTO, SEPTIEMBRE 2024



MERCADO MAYORISTA N°2 DE FRUTAS: PRECIO PROMEDIO MENSUAL DE LA PALTA CRIOLLA, 2023 - 2024 (S/ por kilogramo)



Precio de las demás frutas:

En cuanto al precio de las demás frutas, por mayor oferta bajó respecto al día de ayer: uva alfonso lavalett de S/ 4,30 a S/ 4,25; manzana israel de S/ 4,85 a S/ 4,78 y melón coquito de S/ 1,85 a S/ 1,79 por kilogramo.

Mientras que subió respecto al día de ayer: granadilla selva de S/ 2,54 a S/ 2,62; naranja washington naval de S/ 3,98 a S/ 4,03; uva italia de S/ 4,75 a S/ 4,80 y manzana importada (chilena) de S/ 6,58 a S/ 6,64 por kilogramo.

Los precios del resto de frutas se mantuvieron o no variaron significativamente.



Abastecimiento y Precios Mayoristas

de los principales productos comercializados en el GMMML y MM N°2 Frutas



Dirección General de Estadística, Seguimiento y Evaluación de Políticas - DGESEP
Dirección de Estadística e Información Agraria - DEIA

Sistema de Información de Abastecimiento y Precios (SISAP)

| PRECIOS MAYORISTAS DE LOS PRINCIPALES PRODUCTOS COMERCIALIZADOS EN MERCADOS DE LIMA METROPOLITANA (S/ por kg) | | | | | | | | | | | | | | |
|---|---|---------|----------------------------|----------------------------|----------|------------|------------|------------|------------|------------|------------|------------|------------|----------------|
| CNPA | NOMBRE DEL PRODUCTO | MERCADO | Prom. del sáb 14 al vie 20 | Prom. del sáb 21 al vie 27 | Var. (%) | sep vie-20 | sep sáb-21 | sep dom-22 | sep lun-23 | sep mar-24 | sep mie-25 | sep jue-26 | sep vie-27 | Var % Hoy/ayer |
| 011 | CEREALES | | | | | | | | | | | | | |
| 01122 | MAIZ MARLO/CORONTA DE MAIZ | GMMML | 11.07 | 10.96 | -1.0% | 11.00 | 10.75 | 10.75 | 11.50 | 10.75 | 11.50 | 10.75 | 10.75 | 0.0% |
| 01122 | MAIZ MORADO | GMMML | 1.79 | 1.72 | -3.8% | 1.73 | 1.70 | 1.70 | 1.70 | 1.63 | 1.60 | 1.93 | 1.80 | -6.7% |
| 012 | HORTALIZAS | | | | | | | | | | | | | |
| 0121 | Hortalizas de hoja o de tallo | | | | | | | | | | | | | |
| 01211 | ESPARRAGO FRESCO | GMMML | 6.83 | 6.97 | 2.1% | 6.76 | 6.76 | 6.76 | 7.26 | 7.26 | 7.26 | 6.76 | 6.76 | 0.0% |
| 01219 | ACELGA (CRIOLLA/SERRANA) | GMMML | 3.60 | 3.54 | -1.7% | 3.73 | 3.73 | 3.73 | 3.70 | 3.38 | 3.50 | 3.38 | 3.38 | 0.0% |
| 01214 | LECHUGA AMERICANA (CRIOLLA/SERRANA) | GMMML | 1.53 | 1.42 | -7.3% | 1.38 | 1.38 | 1.38 | 1.33 | 1.29 | 1.46 | 1.54 | 1.54 | 0.0% |
| 01214 | LECHUGA CRIOLLA SEDA | GMMML | 2.82 | 2.49 | -11.8% | 2.42 | 2.58 | 2.58 | 2.50 | 2.42 | 2.42 | 2.42 | 2.50 | 3.3% |
| 01214 | LECHUGA ROMANA HIDROPONICA B/R/O | GMMML | 0.90 | 0.93 | 2.9% | 0.92 | 0.92 | 0.92 | 0.96 | 0.96 | 0.88 | 0.92 | 0.92 | 0.0% |
| 01213 | BROCOLI | GMMML | 3.09 | 2.71 | -12.2% | 3.05 | 3.05 | 3.05 | 3.00 | 2.50 | 2.38 | 2.38 | 2.63 | 10.5% |
| 01212 | COL CHINA/LONGAPA | GMMML | 3.70 | 3.96 | 6.9% | 3.65 | 3.65 | 3.65 | 3.65 | 4.17 | 4.17 | 4.27 | 4.17 | -2.3% |
| 01212 | COL CORAZON (CRIOLLA/SERRANA) | GMMML | 0.79 | 0.79 | -1.1% | 0.81 | 0.81 | 0.81 | 0.77 | 0.77 | 0.79 | 0.78 | 0.77 | -1.3% |
| 01213 | COLIFLOR (CRIOLLA/SERRANA) | GMMML | 0.77 | 0.78 | 0.6% | 0.77 | 0.78 | 0.78 | 0.79 | 0.75 | 0.78 | 0.79 | 0.78 | -1.3% |
| 01215 | ESPINACA (CRIOLLA/SERRANA) | GMMML | 2.07 | 2.30 | 11.2% | 2.30 | 2.30 | 2.30 | 2.30 | 2.33 | 2.30 | 2.30 | 2.30 | 0.0% |
| 01219 | PEREJIL (CRIOLLO/SERRANO) | GMMML | 2.54 | 3.18 | 25.5% | 2.78 | 2.83 | 2.83 | 2.73 | 3.75 | 3.38 | 3.38 | 3.38 | 0.0% |
| 01212 | PACCHOY | GMMML | 5.38 | 4.88 | -9.2% | 5.46 | 5.38 | 5.38 | 5.29 | 4.38 | 4.71 | 4.50 | 4.54 | 0.9% |
| 01216 | ALCACHOFA SERRANA/VALLE/QUEBRADA/HELADA | GMMML | 7.47 | 6.87 | -8.0% | 6.81 | 7.06 | 7.06 | 6.94 | 6.75 | 6.75 | 6.75 | 6.81 | 0.9% |
| 01212 | HOLANTAU/HORGANICA | GMMML | 6.54 | 6.21 | -4.9% | 5.75 | 6.25 | 6.25 | 6.00 | 6.25 | 6.25 | 6.25 | 6.25 | 0.0% |
| 0122 | Melones | | | | | | | | | | | | | |
| 01221 | SANDIA VAR. | MMF2 | 1.44 | 1.52 | 5.6% | 1.45 | 1.45 | 1.45 | 1.48 | 1.55 | 1.58 | 1.55 | 1.58 | 1.9% |
| 01229 | MELON COQUITO | MMF2 | 1.67 | 1.88 | 12.6% | 1.81 | 1.88 | 1.88 | 1.94 | 1.94 | 1.88 | 1.85 | 1.79 | -3.2% |
| 0123 | Hortalizas de fruto | | | | | | | | | | | | | |
| 01231 | AJI AMARILLO SECO | GMMML | 15.59 | 15.50 | -0.6% | 15.50 | 15.63 | 15.63 | 15.50 | 15.25 | 15.50 | 15.25 | 15.75 | 3.3% |
| 01231 | AJI ESCABECHE FRESCO/ZANAHOR/JUSO | GMMML | 1.79 | 1.75 | -2.6% | 1.80 | 1.78 | 1.78 | 1.70 | 1.65 | 1.73 | 1.75 | 1.83 | 4.6% |
| 01231 | AJI MONTAÑA/CHANCHAMAYO(COSTA/SELVA) | GMMML | 5.04 | 4.88 | -3.2% | 5.38 | 5.38 | 5.38 | 5.50 | 4.50 | 4.63 | 4.38 | 4.38 | 0.0% |
| 01231 | AJI ROCOTO (COSTA/SIERRA/SELVA) | GMMML | 2.00 | 2.36 | 17.7% | 2.29 | 2.29 | 2.29 | 2.22 | 2.36 | 2.43 | 2.57 | 2.57 | 5.8% |
| 01231 | PIMIENTO MORRON/INIE/PAPR/LAR/PAL/SED/PI | GMMML | 2.00 | 2.29 | 14.4% | 2.15 | 2.19 | 2.19 | 1.88 | 2.43 | 2.50 | 2.36 | 2.50 | 5.9% |
| 01232 | PEPINILLO | GMMML | 1.21 | 1.07 | -11.3% | 1.21 | 1.21 | 1.21 | 1.13 | 1.00 | 1.04 | 0.96 | 0.96 | 0.0% |
| 01233 | BERENJENA (CRIOLLA/SERRANA) | GMMML | 5.41 | 5.83 | 7.7% | 5.70 | 5.70 | 5.70 | 5.50 | 5.90 | 6.00 | 5.90 | 6.10 | 3.4% |
| 01234 | TOMATE KATIA | GMMML | 1.44 | 1.40 | -2.7% | 1.27 | 1.25 | 1.25 | 1.48 | 1.46 | 1.34 | 1.48 | 1.53 | 3.4% |
| 01235 | ZAPALLO ITALIANO | GMMML | 1.45 | 1.30 | -10.5% | 1.48 | 1.46 | 1.46 | 1.46 | 1.15 | 1.15 | 1.19 | 1.21 | 1.7% |
| 01235 | ZAPALLO LOCHE | GMMML | 3.95 | 4.62 | 16.9% | 4.17 | 3.83 | 3.83 | 4.00 | 5.17 | 5.33 | 5.17 | 5.00 | -3.3% |
| 01235 | ZAPALLO MACRE(COSTA/SIERRA/SELVA) | GMMML | 1.60 | 1.49 | -7.1% | 1.58 | 1.60 | 1.60 | 1.65 | 1.50 | 1.45 | 1.35 | 1.28 | -5.2% |
| 01239 | CAIGUA (SELVA) | GMMML | 1.90 | 1.87 | -1.7% | 1.88 | 1.83 | 1.83 | 1.88 | 1.88 | 1.92 | 1.88 | 1.88 | 0.0% |
| 0124 | Hortalizas leguminosas verdes | | | | | | | | | | | | | |
| 01241 | FREJOLITO CHINO | GMMML | 2.50 | 2.50 | 0.0% | 2.50 | 2.50 | 2.50 | 2.50 | 2.50 | 2.50 | 2.50 | 2.50 | 0.0% |
| 01241 | FRIJOL VERDE CANARIO | GMMML | 4.00 | 3.59 | -10.3% | 3.33 | 3.35 | 3.35 | 3.33 | 3.33 | 3.70 | 4.20 | 3.68 | -12.4% |
| 01241 | PALLAR VERDE SERRUCHO | GMMML | 3.24 | 3.13 | -3.6% | 3.25 | 3.28 | 3.28 | 3.28 | 3.03 | 3.03 | 3.00 | 3.00 | 0.0% |
| 01241 | VAJITA AMERICANA/SEDA/PITO/CORRIENT/MAD | GMMML | 1.66 | 1.86 | 11.8% | 1.65 | 1.60 | 1.60 | 1.80 | 1.68 | 2.28 | 2.00 | 2.05 | 2.5% |
| 01242 | ARVEJA VERDE AMERICANA (CRIOLLA/SERRANA) | GMMML | 4.40 | 3.73 | -15.2% | 4.30 | 4.23 | 4.23 | 3.83 | 3.83 | 3.33 | 3.33 | 3.35 | 0.6% |
| 01242 | ARVEJA VERDE BLANCA SERRANA | GMMML | 3.54 | 2.81 | -20.6% | 2.83 | 2.73 | 2.73 | 3.38 | 3.05 | 2.58 | 2.43 | 2.75 | 13.2% |
| 01243 | HABA VERDE SERRANA | GMMML | 2.46 | 1.77 | -28.1% | 2.05 | 1.98 | 1.98 | 2.08 | 1.80 | 1.53 | 1.45 | 1.58 | 9.0% |
| 0125 | Hortalizas de raíz, bulbosas o tuberosas | | | | | | | | | | | | | |
| 01251 | NABO (CRIOLLO/SERRANO) | GMMML | 2.87 | 3.39 | 18.1% | 3.30 | 3.30 | 3.30 | 3.25 | 3.50 | 3.63 | 3.38 | 3.38 | 0.0% |
| 01251 | ZANAHORIA | GMMML | 0.60 | 0.59 | -1.7% | 0.56 | 0.57 | 0.57 | 0.55 | 0.62 | 0.62 | 0.62 | 0.56 | -9.7% |
| 01252 | AJO CRIOLLO O NAPURI | GMMML | 9.71 | 8.04 | -17.2% | 8.50 | 8.38 | 8.38 | 8.63 | 8.00 | 7.63 | 7.63 | 7.63 | 0.0% |
| 01252 | AJO MORADO/BARRAN/LEGIT/ARICOTA/OTROS | GMMML | 12.13 | 9.98 | -17.7% | 10.50 | 10.50 | 10.50 | 10.50 | 9.75 | 9.75 | 9.50 | 9.38 | -1.3% |
| 01253 | CEBOLLA CABEZA BLANCA NACIONAL | GMMML | 1.40 | 1.37 | -2.0% | 1.38 | 1.43 | 1.43 | 1.41 | 1.40 | 1.35 | 1.25 | 1.30 | 4.0% |
| 01253 | CEBOLLA CABEZA ROJA | GMMML | 0.79 | 0.78 | -0.7% | 0.83 | 0.75 | 0.75 | 0.80 | 0.80 | 0.80 | 0.83 | 0.75 | -9.6% |
| 01253 | CEBOLLA CHINA (CRIOLLA/SERRANA) | GMMML | 2.32 | 2.27 | -2.1% | 2.30 | 2.30 | 2.30 | 2.28 | 2.25 | 2.20 | 2.30 | 2.25 | -2.2% |
| 01254 | PORO (CRIOLLO/SERRANO) | GMMML | 0.86 | 1.09 | 27.5% | 0.85 | 0.88 | 0.88 | 0.87 | 1.30 | 1.23 | 1.22 | 1.27 | 4.1% |
| 01259 | BETERRAGA (CRIOLLA/SERRANA) | GMMML | 2.27 | 2.00 | -12.1% | 2.33 | 2.44 | 2.44 | 2.31 | 1.67 | 1.73 | 1.67 | 1.73 | 3.6% |
| 01259 | RABANITO (CRIOLLO/SERRANO) | GMMML | 3.36 | 3.25 | -3.3% | 3.33 | 3.51 | 3.51 | 3.33 | 3.17 | 3.11 | 3.07 | 3.04 | -1.0% |
| 0129 | Hortalizas frescas, n.c.p. | | | | | | | | | | | | | |
| 01290 | CHOCLO TIPO CUSCO | GMMML | 2.81 | 2.71 | -3.7% | 2.74 | 2.68 | 2.68 | 2.98 | 2.50 | 2.56 | 2.74 | 2.80 | 2.2% |
| 01290 | APIO CRIOLLO/SERRANO | GMMML | 1.31 | 1.54 | 17.4% | 1.25 | 1.29 | 1.29 | 1.25 | 1.75 | 1.75 | 1.67 | 1.75 | 4.8% |
| 013 | FRUTAS Y NUECES | | | | | | | | | | | | | |
| 0131 | Frutas tropicales y subtropicales | | | | | | | | | | | | | |
| 01311 | PALTA CRIOLLA SELVA | MMF2 | 2.89 | 2.84 | -1.7% | 2.96 | 2.88 | 2.88 | 2.83 | 2.83 | 2.81 | 2.85 | 2.79 | -2.1% |
| 01311 | PALTA FUERTE COSTA | MMF2 | 5.89 | 5.82 | -1.2% | 5.85 | 5.85 | 5.85 | 5.85 | 5.83 | 5.78 | 5.78 | 5.78 | 0.0% |
| 01311 | PALTA HALL (SELVA) | MMF2 | 2.94 | 2.92 | -0.9% | 2.96 | 2.88 | 2.88 | 2.94 | 2.94 | 2.94 | 2.88 | 2.96 | 2.8% |
| 01311 | PALTA LINDA (COSTA/SELVA) | MMF2 | 3.16 | 3.10 | -1.9% | 3.13 | 3.15 | 3.19 | 3.13 | 3.08 | 3.04 | 3.04 | 3.04 | 0.0% |
| 01312 | PLATANO BIZCOCHO (SELVA) | MMF2 | 1.10 | 1.11 | 0.9% | 1.14 | 1.14 | 1.14 | 1.13 | 1.11 | 1.08 | 1.10 | 1.08 | -1.8% |
| 01312 | PLATANO MANZANO (SELVA) | MMF2 | 1.59 | 1.61 | 1.0% | 1.61 | 1.61 | 1.64 | 1.59 | 1.61 | 1.59 | 1.61 | 1.61 | 0.0% |
| 01312 | PLATANO MORADO (SELVA) | MMF2 | 3.02 | 2.95 | -2.1% | 2.96 | 2.90 | 2.94 | 2.94 | 2.96 | 2.98 | 2.98 | 2.98 | 0.0% |
| 01312 | PLATANO SEDA (SELVA) | MMF2 | 1.89 | 1.94 | 2.3% | 1.91 | 1.93 | 1.91 | 1.94 | 1.94 | 1.94 | 1.94 | 1.95 | 0.5% |
| 01312 | PLATANO SEDA CONGO | MMF2 | 2.58 | 2.56 | -0.7% | 2.54 | 2.54 | 2.54 | 2.55 | 2.55 | 2.59 | 2.58 | 2.58 | 0.0% |
| 01313 | PLATANO BELLACO (SELVA) | MMF2 | 1.95 | 1.98 | 1.2% | 1.96 | 1.98 | 1.98 | 1.97 | 1.97 | 1.98 | 1.97 | 1.98 | 0.5% |
| 01313 | PLATANO ISLA (SELVA) | MMF2 | 2.15 | 2.17 | 0.9% | 2.15 | 2.14 | 2.14 | 2.15 | 2.16 | 2.19 | 2.21 | 2.17 | -1.8% |
| 01313 | PLATANO PALILO/SELVA | MMF2 | 2.22 | 2.22 | 0.4% | 2.24 | 2.21 | 2.21 | 2.21 | 2.24 | 2.24 | 2.24 | 2.22 | -0.9% |
| 01315 | HIGO MADURO O BREVAS | MMF2 | 9.22 | 9.41 | 2.1% | 9.46 | 9.36 | 9.36 | 9.39 | 9.39 | 9.50 | 9.50 | 9.39 | -1.2% |
| 01316 | MANGO CRIOLLO PLANTA (COSTA) | MMF2 | 3.99 | 3.69 | -7.4% | 3.75 | 3.75 | 3.75 | 3.73 | 3.65 | 3.68 | 3.68 | 3.60 | -2.2% |
| 01316 | MANGO EDWARD PLANTA | MMF2 | 2.33 | 2.16 | -7.3% | 2.25 | 2.23 | 2.23 | 2.23 | 2.15 | 2.10 | 2.10 | 2.10 | 0.0% |
| 01316 | MANGO HADEN /HAYDE (PLANTA) | MMF2 | 3.00 | 2.72 | -9.1% | 2.85 | 2.85 | 2.85 | 2.85 | 2.65 | 2.65 | 2.63 | 2.58 | -1.9% |
| 01316 | MANGO KAFRO / JAFRO (COSTA) | MMF2 | 5.65 | 5.33 | -5.8% | 5.38 | 5.38 | 5.43 | 5.35 | 5.28 | 5.28 | 5.28 | 5.28 | 0.0% |
| 01316 | MANGO KENT (COSTA) | MMF2 | 5.16 | 4.73 | -8.4% | 4.90 | 4.88 | 4.93 | 4.85 | 4.65 | 4.65 | | | |



Abastecimiento y Precios Mayoristas

de los principales productos comercializados en el GMLL y MM N°2 Frutas



Dirección General de Estadística, Seguimiento y Evaluación de Políticas - DGESEP
Dirección de Estadística e Información Agraria - DEIA

Sistema de Información de Abastecimiento y Precios (SISAP)

PRECIOS MAYORISTAS DE LOS PRINCIPALES PRODUCTOS COMERCIALIZADOS EN MERCADOS DE LIMA METROPOLITANA (S/ por kg)

| CNPA | NOMBRE DEL PRODUCTO | MERCADO | Prom. del sáb 14 al vie 20 | Prom. del sáb 21 al vie 27 | Var. (%) | sep vie-20 | sep sáb-21 | sep dom-22 | sep lun-23 | sep mar-24 | sep mié-25 | sep jue-26 | sep vie-27 | Var % Hoy/ayer |
|---|--|---------|----------------------------|----------------------------|----------|------------|------------|------------|------------|------------|------------|------------|------------|----------------|
| 01319 | MARACUYA COSTA | MMF2 | 3.36 | 3.36 | 0.0% | 3.38 | 3.38 | 3.43 | 3.35 | 3.35 | 3.30 | 3.35 | 3.38 | 0.9% |
| 01319 | MARACUYA COSTA | GMLL | 2.23 | 2.71 | 21.6% | 2.03 | 1.95 | 1.95 | 2.05 | 3.25 | 3.28 | 3.30 | 3.20 | -3.0% |
| 01319 | PEPINO RAYADO O MELON | MMF2 | 2.42 | 2.23 | -7.8% | 2.35 | 2.28 | 2.28 | 2.25 | 2.25 | 2.23 | 2.15 | 2.15 | 0.0% |
| 0132 Frutas cítricas | | | | | | | | | | | | | | |
| 01321 | TORONIA COSTA CON PEPA | MMF2 | 2.94 | 2.86 | -2.5% | 2.85 | 2.88 | 2.88 | 2.85 | 2.85 | 2.85 | 2.85 | 2.88 | 1.1% |
| 01321 | TORONIA SELVA CON PEPA | MMF2 | 2.18 | 2.24 | 3.5% | 2.21 | 2.19 | 2.21 | 2.23 | 2.23 | 2.29 | 2.29 | 2.23 | -2.6% |
| 01322 | LIMA DULCE (COSTA) | MMF2 | 2.65 | 2.72 | 2.8% | 2.58 | 2.58 | 2.63 | 2.75 | 2.75 | 2.75 | 2.73 | 2.85 | 4.4% |
| 01322 | LIMON DULCE - SELVA | MMF2 | 1.32 | 1.35 | 2.5% | 1.34 | 1.34 | 1.36 | 1.38 | 1.36 | 1.34 | 1.34 | 1.33 | -0.7% |
| 01322 | LIMON SUTIL BOLSA | GMLL | 1.40 | 1.49 | 6.0% | 1.44 | 1.47 | 1.47 | 1.50 | 1.47 | 1.47 | 1.44 | 1.58 | 9.7% |
| 01322 | LIMON SUTIL CAJON | GMLL | 1.44 | 1.56 | 8.1% | 1.52 | 1.52 | 1.52 | 1.58 | 1.52 | 1.52 | 1.58 | 1.68 | 6.3% |
| 01323 | NARANJA PRIMAVERA (COSTA) | MMF2 | 2.11 | 2.18 | 3.5% | 2.15 | 2.15 | 2.15 | 2.23 | 2.18 | 2.23 | 2.15 | 2.18 | 1.4% |
| 01323 | NARANJA TANGELO SELVA | MMF2 | 1.85 | 2.01 | 8.9% | 1.94 | 1.98 | 1.98 | 1.99 | 2.02 | 2.03 | 2.03 | 2.07 | 2.0% |
| 01323 | NARANJA VALENCIA | MMF2 | 0.78 | 0.77 | -1.3% | 0.78 | 0.77 | 0.77 | 0.78 | 0.77 | 0.75 | 0.76 | 0.77 | 1.3% |
| 01323 | NARANJA WASHINGTON NAVAL(COSTA) | MMF2 | 3.66 | 3.89 | 6.4% | 3.78 | 3.78 | 3.78 | 3.83 | 3.88 | 3.98 | 3.98 | 4.03 | 1.3% |
| 01324 | MANDARINA MALVACEA | MMF2 | 1.44 | 1.58 | 9.8% | 1.53 | 1.58 | 1.58 | 1.58 | 1.58 | 1.58 | 1.58 | 1.58 | 0.0% |
| 01324 | MANDARINA SATSUMA (COSTA) | MMF2 | 2.56 | 2.63 | 2.9% | 2.58 | 2.58 | 2.63 | 2.63 | 2.63 | 2.65 | 2.65 | 2.63 | -0.8% |
| 01324 | MANDARINA TANGERINA | MMF2 | 0.92 | 0.95 | 3.1% | 0.92 | 0.92 | 0.95 | 0.95 | 0.97 | 0.97 | 0.95 | 0.95 | 0.0% |
| 0133 Uvas | | | | | | | | | | | | | | |
| 01330 | UVA ALFONSO LAVALETT (NEGRA) | MMF2 | 3.71 | 4.14 | 11.5% | 3.88 | 3.98 | 3.98 | 4.08 | 4.15 | 4.23 | 4.30 | 4.25 | -1.2% |
| 01330 | UVA BORGOÑA | MMF2 | 2.69 | 2.88 | 7.2% | 2.68 | 2.88 | 2.93 | 2.88 | 2.93 | 2.85 | 2.85 | 2.83 | -0.7% |
| 01330 | UVA ITALIA /AMERICANA-NACIONAL | MMF2 | 4.76 | 4.75 | -0.2% | 4.70 | 4.70 | 4.70 | 4.75 | 4.75 | 4.80 | 4.75 | 4.80 | 1.1% |
| 01330 | UVA PALESTINA | MMF2 | 4.14 | 4.38 | 5.8% | 4.18 | 4.35 | 4.35 | 4.38 | 4.35 | 4.35 | 4.43 | 4.45 | 0.5% |
| 01330 | UVA RED GLOVE NACIONAL | MMF2 | 3.91 | 4.18 | 7.0% | 4.05 | 4.15 | 4.15 | 4.18 | 4.18 | 4.25 | 4.23 | 4.15 | -1.9% |
| 01330 | UVA ROSADA SIN PEPA | MMF2 | 4.20 | 4.56 | 8.4% | 4.28 | 4.48 | 4.53 | 4.48 | 4.58 | 4.58 | 4.58 | 4.68 | 2.2% |
| 0134 Frutas de pepita y frutas de hueso | | | | | | | | | | | | | | |
| 01341 | MANZANA CTE/PARA AGUA | GMLL | 3.06 | 2.74 | -10.4% | 2.73 | 2.70 | 2.70 | 2.73 | 2.83 | 2.75 | 2.73 | 2.75 | 0.7% |
| 01341 | MANZANA CTE/PARA AGUA | MMF2 | 1.82 | 1.76 | -3.2% | 1.81 | 1.80 | 1.80 | 1.77 | 1.75 | 1.74 | 1.75 | 1.73 | -1.1% |
| 01341 | MANZANA DELICIA | MMF2 | 3.13 | 3.19 | 1.8% | 3.13 | 3.16 | 3.16 | 3.16 | 3.19 | 3.20 | 3.22 | 3.23 | 0.3% |
| 01341 | MANZANA GOLDEN | MMF2 | 5.18 | 5.13 | -1.0% | 5.15 | 5.15 | 5.15 | 5.13 | 5.08 | 5.05 | 5.15 | 5.18 | 0.6% |
| 01341 | MANZANA IMPORTADA (CHILENA) | MMF2 | 6.59 | 6.58 | -0.3% | 6.60 | 6.58 | 6.58 | 6.56 | 6.56 | 6.54 | 6.58 | 6.64 | 0.9% |
| 01341 | MANZANA ISRAEL | MMF2 | 5.28 | 4.94 | -6.5% | 5.15 | 5.08 | 5.08 | 4.98 | 4.93 | 4.88 | 4.85 | 4.78 | -1.4% |
| 01341 | MANZANA WINTER | MMF2 | 2.72 | 2.69 | -1.3% | 2.69 | 2.66 | 2.68 | 2.69 | 2.68 | 2.70 | 2.72 | 2.70 | -0.7% |
| 01342 | MEMBRILLO CRIOLLO | MMF2 | 4.15 | 4.20 | 1.2% | 4.08 | 4.08 | 4.13 | 4.10 | 4.23 | 4.23 | 4.25 | 4.38 | 3.1% |
| 01342 | MEMBRILLO SERRANO | MMF2 | 3.27 | 3.29 | 0.7% | 3.27 | 3.27 | 3.27 | 3.28 | 3.30 | 3.28 | 3.30 | 3.36 | 1.8% |
| 01342 | PERA AGUA CRIOLLA/CORRIENTE | MMF2 | 4.13 | | | 0.00 | 0.00 | 0.00 | 0.00 | 0.00 | 0.00 | 0.00 | 0.00 | 0.0% |
| 01342 | PERA AGUA ITALIANA | MMF2 | 4.59 | | | 0.00 | 0.00 | 0.00 | 0.00 | 0.00 | 0.00 | 0.00 | 0.00 | 0.0% |
| 01342 | PERA AGUA PACKAM IMPORTADO | MMF2 | 6.28 | 6.38 | 1.6% | 6.38 | 6.33 | 6.33 | 6.38 | 6.38 | 6.43 | 6.41 | 6.38 | -0.5% |
| 01343 | ALBARICOQUE | MMF2 | 3.72 | 3.88 | 4.3% | 3.85 | 3.85 | 3.85 | 3.88 | 3.93 | 3.93 | 3.85 | 3.85 | 0.0% |
| 01345 | MELOCOTON BLANQUILLO | MMF2 | 5.13 | 5.17 | 0.7% | 5.15 | 5.19 | 5.15 | 5.13 | 5.13 | 5.13 | 5.19 | 5.27 | 1.5% |
| 01345 | MELOCOTON DURAZNO HUAYCO | MMF2 | 6.09 | 6.22 | 2.1% | 6.23 | 6.23 | 6.23 | 6.21 | 6.23 | 6.23 | 6.23 | 6.21 | -0.3% |
| 01346 | CIRUELA SANTA ROSA/NACIONAL | MMF2 | 5.32 | 5.56 | 4.5% | 5.43 | 5.38 | 5.43 | 5.61 | 5.58 | 5.65 | 5.65 | 5.63 | 1.3% |
| 01349 | LUCUMA DE SEDA (COSTA/SELVA) | MMF2 | 6.36 | 6.35 | -0.1% | 6.38 | 6.38 | 6.43 | 6.45 | 6.38 | 6.35 | 6.33 | 6.15 | -2.8% |
| 0135 Bayas y otras frutas | | | | | | | | | | | | | | |
| 01352 | KIWI IMPORTADO CHILENO | MMF2 | 9.45 | 9.47 | 0.2% | 9.47 | 9.45 | 9.48 | 9.43 | 9.42 | 9.43 | 9.48 | 9.57 | 0.9% |
| 01359 | GRANADA (COSTA) | MMF2 | 5.54 | 5.44 | -1.8% | 5.53 | 5.53 | 5.53 | 5.42 | 5.41 | 5.41 | 5.41 | 5.34 | -1.3% |
| 01359 | MAMEY (COSTA) | MMF2 | 6.09 | 5.67 | -6.9% | 5.98 | 5.93 | 5.93 | 5.63 | 5.58 | 5.58 | 5.53 | 5.48 | -0.9% |
| 01359 | PACAE CRIOLLO | MMF2 | 6.21 | 6.12 | -1.3% | 6.23 | 6.15 | 6.15 | 6.08 | 6.13 | 6.05 | 6.15 | 6.15 | 0.0% |
| 01359 | TAMARINDO (CON CASCARA) COSTA | MMF2 | 6.32 | 6.24 | -1.2% | 6.25 | 6.25 | 6.20 | 6.25 | 6.25 | 6.25 | 6.25 | 6.25 | 0.0% |
| 01359 | TAMARINDO (SIN CASCARA) COSTA | MMF2 | 7.23 | 7.22 | -0.2% | 7.15 | 7.15 | 7.15 | 7.25 | 7.25 | 7.25 | 7.25 | 7.25 | 0.0% |
| 01359 | TUNA AMARILLA | MMF2 | 2.97 | 3.09 | 3.7% | 2.98 | 3.03 | 3.05 | 3.08 | 3.08 | 3.08 | 3.13 | 3.15 | 0.6% |
| 01359 | TUNA BLANCA (COSTA / SIERRA) | MMF2 | 3.96 | 4.14 | 4.7% | 4.05 | 4.08 | 4.08 | 4.18 | 4.18 | 4.18 | 4.15 | 4.15 | 0.0% |
| 01359 | TUNA MORADA/ROSADA | MMF2 | 2.97 | 3.10 | 4.4% | 2.95 | 3.00 | 3.03 | 3.08 | 3.08 | 3.15 | 3.15 | 3.18 | 1.0% |
| 014 SEMILLAS ACEITERAS Y FRUTOS OLEAGINOSOS | | | | | | | | | | | | | | |
| 01460 | COCO (COSTA/SELVA) | MMF2 | 1.42 | 1.71 | 20.3% | 1.43 | 1.43 | 1.43 | 1.83 | 1.83 | 1.83 | 1.83 | 1.77 | -3.3% |
| 015 RAÍCES Y TUBÉRCULOS COMESTIBLES | | | | | | | | | | | | | | |
| 0151 Papas | | | | | | | | | | | | | | |
| 01510 | PAPA AMARILLA/TUMBAY/TORNILLO/OTROS | GMLL | 3.24 | 3.02 | -6.8% | 3.23 | 3.25 | 3.25 | 3.30 | 2.93 | 2.90 | 2.73 | 2.75 | 0.7% |
| 01510 | PAPA BLANCA/VALLE/OTROS | GMLL | 2.15 | 2.16 | 0.9% | 2.00 | 2.03 | 2.03 | 2.20 | 2.18 | 2.25 | 2.23 | 2.23 | 0.0% |
| 01510 | PAPA CANCHAN | GMLL | 1.48 | 1.49 | 0.8% | 1.50 | 1.54 | 1.54 | 1.50 | 1.40 | 1.50 | 1.51 | 1.43 | -5.3% |
| 01510 | PAPA COLOR/VALLE/OTROS | GMLL | 1.38 | 1.37 | -0.7% | 1.36 | 1.37 | 1.37 | 1.40 | 1.33 | 1.39 | 1.40 | 1.31 | -6.4% |
| 01510 | PAPA HUAMANTANGA | GMLL | 2.38 | 2.30 | -3.5% | 2.28 | 2.30 | 2.30 | 2.28 | 2.38 | 2.38 | 2.23 | 2.23 | 0.0% |
| 01510 | PAPA HUAYRO (ROJO-MORO-NEGRO)RUNT/MARH/U | GMLL | 2.50 | 2.53 | 1.3% | 2.58 | 2.59 | 2.59 | 2.43 | 2.50 | 2.68 | 2.50 | 2.43 | -2.8% |
| 01510 | PAPA NEGRA ANDINA | GMLL | 2.14 | 2.26 | 5.7% | 2.20 | 2.20 | 2.20 | 2.13 | 2.23 | 2.38 | 2.30 | 2.38 | 3.5% |
| 01510 | PAPA PERUANITA | GMLL | 2.64 | 2.76 | 4.4% | 2.73 | 2.71 | 2.71 | 2.88 | 2.73 | 2.85 | 2.73 | 2.70 | -1.1% |
| 01510 | PAPA UNICA | GMLL | 1.28 | 1.24 | -2.6% | 1.23 | 1.20 | 1.20 | 1.30 | 1.25 | 1.28 | 1.28 | 1.20 | -6.3% |
| 01510 | PAPA YUNGAY | GMLL | 2.15 | 2.16 | 0.9% | 2.00 | 2.03 | 2.03 | 2.20 | 2.18 | 2.25 | 2.23 | 2.23 | 0.0% |
| 0152 Yuca | | | | | | | | | | | | | | |
| 01520 | YUCA AMARILLA/LEGITIM/INERTA(COS/SEL) | GMLL | 1.52 | 1.42 | -6.4% | 1.48 | 1.53 | 1.53 | 1.45 | 1.35 | 1.35 | 1.35 | 1.38 | 2.2% |
| 0153 Camote | | | | | | | | | | | | | | |
| 01530 | CAMOTE AMARILLO | GMLL | 2.09 | 1.89 | -9.4% | 2.05 | 1.98 | 1.98 | 2.03 | 1.95 | 1.93 | 1.70 | 1.68 | -1.2% |
| 01530 | CAMOTE MORADO/LEG/MILA/MEJ/PEPIN/PARAMON | GMLL | 2.01 | 1.64 | -18.4% | 1.85 | 1.85 | 1.85 | 1.73 | 1.53 | 1.50 | 1.50 | 1.53 | 2.0% |
| 0159 Otras raíces y tubérculos comestibles | | | | | | | | | | | | | | |
| 01599 | OLLUCO LARGO (SIN LAVAR/LAVADO) | GMLL | 1.67 | 1.46 | -12.7% | 1.53 | 1.55 | 1.55 | 1.60 | 1.40 | 1.38 | 1.38 | 1.35 | -2.2% |
| 01599 | YACON (LACON) | MMF2 | 2.87 | 3.06 | 6.7% | 2.93 | 2.88 | 2.93 | 3.08 | 3.08 | 3.13 | 3.15 | 3.18 | 1.0% |
| 016 ESTIMULANTES, ESPECIAS Y AROMÁTICOS | | | | | | | | | | | | | | |
| 01652 | AJI PAPRIKA | GMLL | 14.54 | 14.54 | 0.0% | 14.50 | 14.63 | 14.63 | 14.50 | 14.50 | 14.50 | 14.50 | 14.50 | 0.0% |
| 01652 | AJI SECO PANCA | GMLL | 14.54 | 14.57 | 0.2% | 14.50 | 14.50 | 14.50 | 14.38 | 14.50 | 14.75 | 14.63 | 14.75 | 0.8% |
| 01654 | CULANTRO (CRIOLLO/SERRANO) | GMLL | 1.70 | 1.82 | 7.0% | 1.82 | 1.82 | 1.82 | 1.82 | 1.80 | 1.82 | 1.83 | 1.82 | -0.5% |
| 01657 | KION (COSTA/SELVA) | GMLL | 5.25 | 5.11 | -2.7% | 5.25 | 5.25 | 5.25 | 5.00 | 5.00 | 5.25 | 4.75 | 5.25 | 10.5% |
| 01699 | ALBAHACA (CRIOLLO/SERRANA) | GMLL | 3.86 | 3.50 | -9.3% | 3.54 | 3.54 | 3.54 | 3.58 | 3.46 | 3.38 | 3.54 | 3.46 | -2.3% |
| 01699 | HUACATAY (CRIOLLO/SERRANO) | GMLL | 2.26 | 2.29 | 1.3% | 2.30 | 2.30 | 2.30 | 2.25 | 2.25 | 2.33 | 2.30 | 2.30 | 0.0% |
| 0193 Plantas o partes de plantas del tipo utilizado principalmente en perfumería, en farmacia o para la preparación de insecticidas, fungicidas o propósitos similares | | | | | | | | | | | | | | |
| 01930 | HIERBA BUENA (CRIOLLO/SERRANO) | GMLL | 1.72 | 1.32 | -23.2% | 1.53 | 1.47 | 1.47 | 1.47 | 1.18 | 1.24 | 1.18 | 1.21 | 2.5% |