



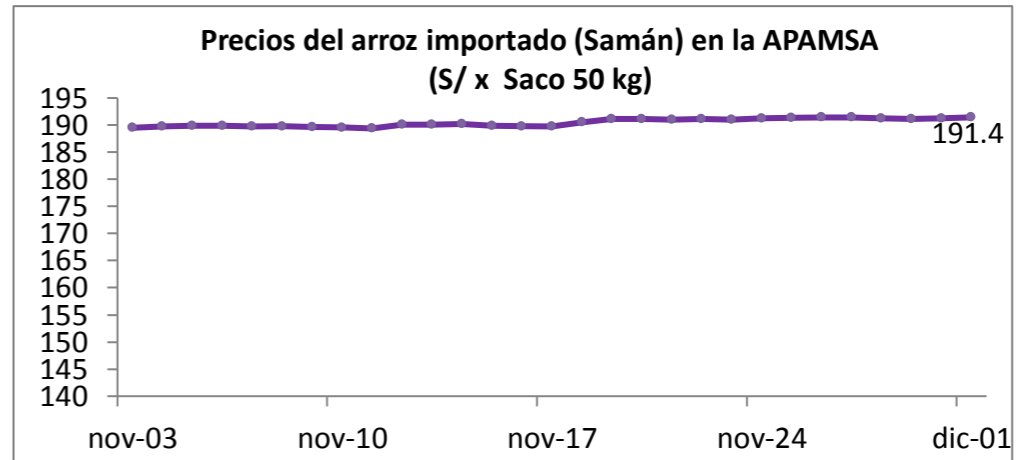
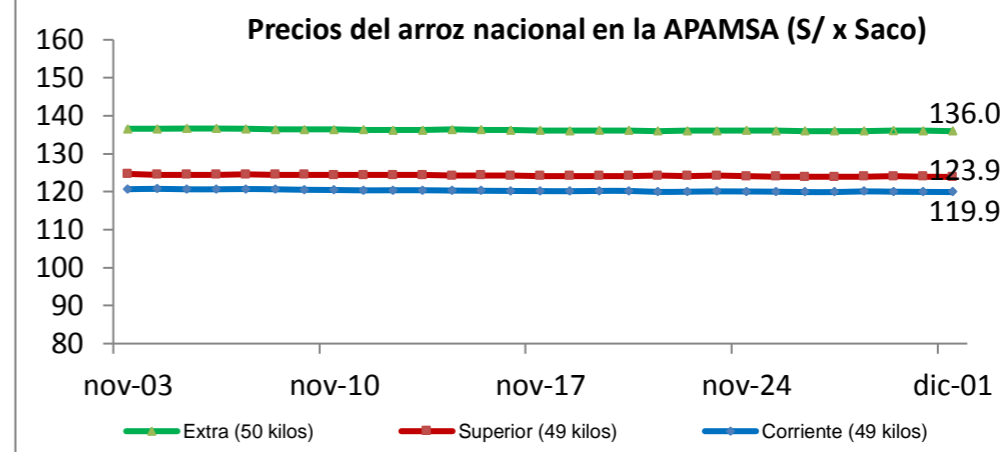
Lima 01 de diciembre del 2022

I ASOCIACIÓN DE PRODUCTORES AGRÍCOLAS MERCADO DE SANTA ANITA (APAMSA) - LIMA

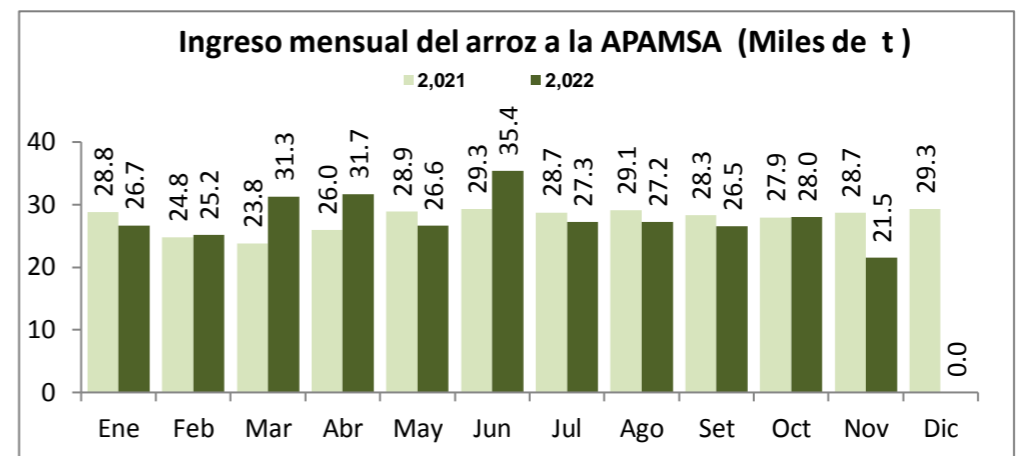
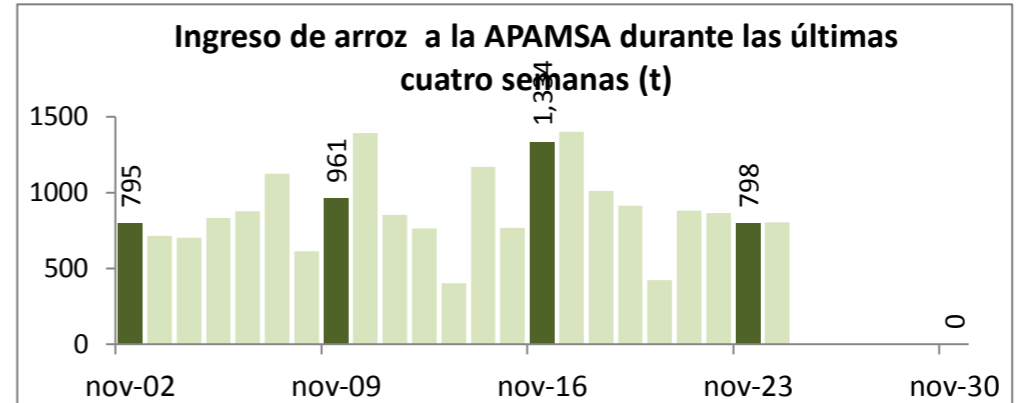
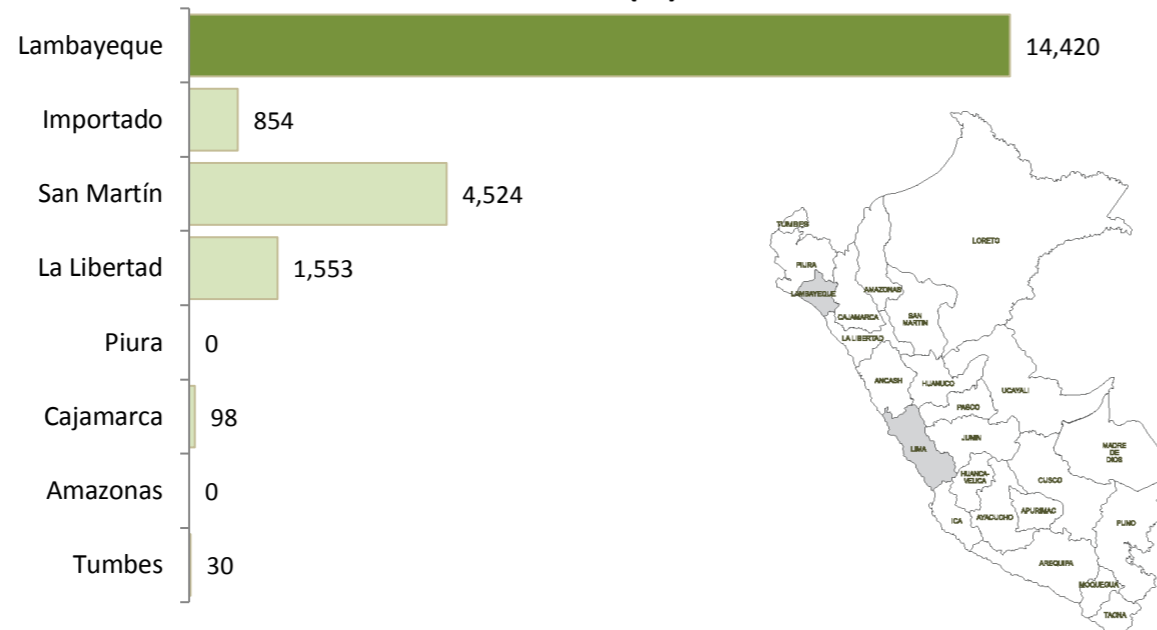


Precios del arroz según calidad (S/ por Unidad de medida)

| | Precio Promedio Últ 7 días | PRECIOS | | | Var. (%) |
|---------------------------|----------------------------|---------|--------|--------|----------|
| | | mar-29 | mié-30 | jue-01 | |
| Arroz nacional | | | | | |
| Corriente (49 kilos) | 120.0 | 120.0 | 120.0 | 119.9 | 0.0% |
| Superior (49 kilos) | 124.0 | 124.1 | 124.0 | 123.9 | 0.0% |
| Sup.Despuntado (49 kilos) | 127.7 | 127.6 | 127.6 | 127.5 | 0.0% |
| Extra (50 kilos) | 136.0 | 136.1 | 136.1 | 136.0 | 0.0% |
| Arroz de Uruguay | | | | | |
| Saman (50 kilos) | 191.3 | 191.1 | 191.3 | 191.4 | 0.1% |



Ingreso de arroz a la APAMSA, según procedencia, últimos 30 días (t)



II PRECIOS DEL ARROZ EN LA REGIÓN LAMBAYEQUE

PRECIO DEL ARROZ EN EL MERCADO DE MOSHOQUEQUE

| | Ultimos 7 días | | PRECIOS | | | |
|--------------------------------|----------------|---------------|--------------|--|-----------|--|
| | Precio Máximo | Precio Mínimo | miércoles-30 | | jueves-01 | |
| Arroz nor oriental | | | | | | |
| Extra (50 kilos) | | | | | | |
| Despuntado (50 kilos) | | | | | | |
| Superior (50 kilos) | | | | | | |
| Arroz criollo o norteño | | | | | | |
| Extra (50 kilos) | | | | | | |
| Despuntado (50 kilos) | | | | | | |
| Superior (50 kilos) | | | | | | |


| | Precio Promedio Últ. 7 días | PRECIOS | | | Variación (%) |
|-------------------------------|-----------------------------|---------|--------|--------|---------------|
| | | mar-29 | mié-30 | jue-01 | |
| De origen nor oriental | | | | | |
| Extra (50 kilos) | | | | | |
| Despuntado (50 kilos) | | | | | |
| Superior (50 kilos) | | | | | |
| Criollo o norteño | | | | | |
| Extra (50 kilos) | | | | | |
| Despuntado (50 kilos) | | | | | |
| Superior (50 kilos) | | | | | |

PRECIO DEL ARROZ EN MOLINOS

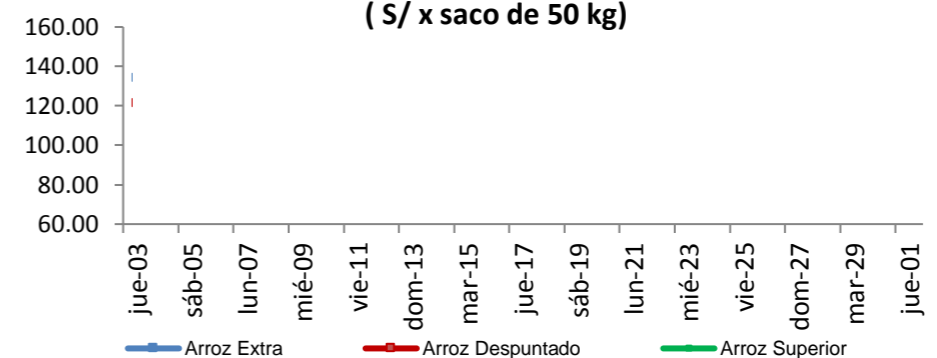
| | Ultimos 7 días | | PRECIOS | | | |
|--------------------------------|----------------|---------------|--------------|--|-----------|--|
| | Precio Máximo | Precio Mínimo | miércoles-30 | | jueves-01 | |
| Arroz nor oriental | | | | | | |
| Extra (50 kilos) | | | | | | |
| Despuntado (50 kilos) | | | | | | |
| Superior (50 kilos) | | | | | | |
| Arroz criollo o norteño | | | | | | |
| Extra (50 kilos) | | | | | | |
| Despuntado (50 kilos) | | | | | | |
| Superior (50 kilos) | | | | | | |



Moshoqueque: Precios del arroz nor oriental (S/ x saco de 50 kg)



Moshoqueque: Precios del arroz criollo (S/ x saco de 50 kg)

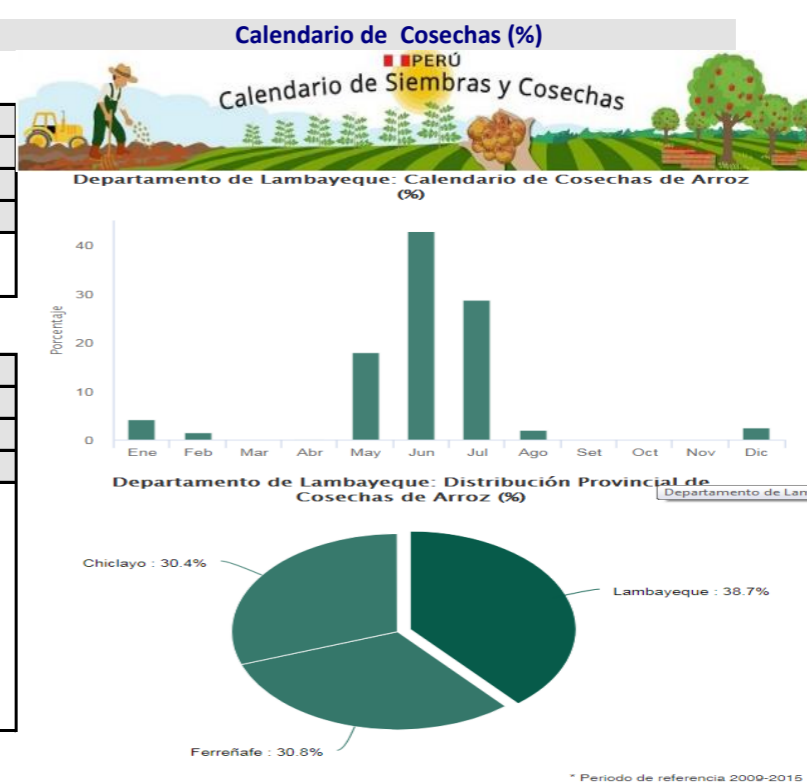


III PRECIOS REFERENCIALES DE ARROZ EN PRINCIPALES ZONAS PRODUCTORAS DEL PAÍS

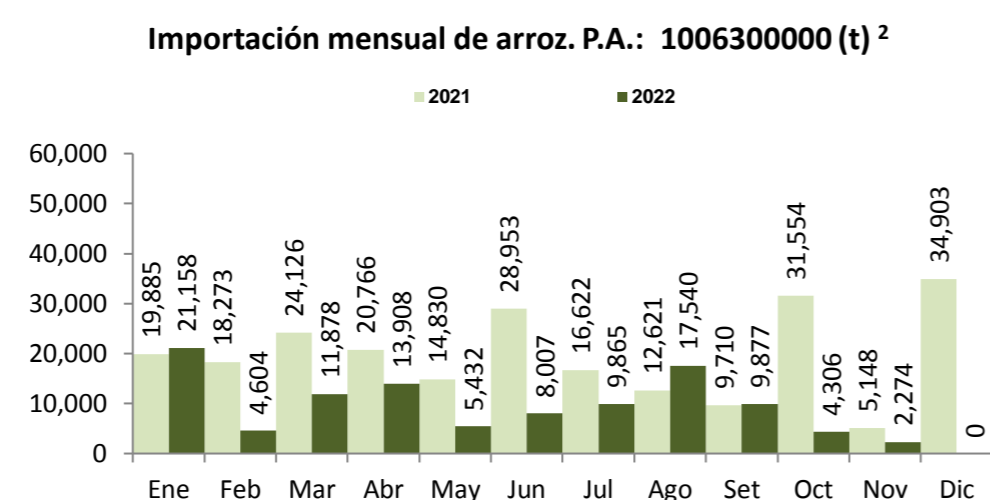
| | PILADO EN MOLINO (Soles) | | | | | |
|----------------------|---------------------------|-------|----------------|-------|----------------|-------|
| | Extra | | Despuntado | | Superior | |
| | Mín | Máx | Mín | Máx | Mín | Máx |
| LAMBAYEQUE | Saco de 50 kg. | | Saco de 50 kg. | | Saco de 50 kg. | |
| Nor Oriental | 115.0 | 118.0 | 105.0 | 107.0 | 100.0 | 102.0 |
| Norteño (Lambayeque) | 128.0 | 130.0 | 115.0 | 118.0 | 110.0 | 112.0 |

| | PILADO EN MOLINO (Soles) | | | | | |
|-------------------|--------------------------|-------|----------------|-------|----------------|-------|
| | Extra | | Superior | | Corriente | |
| | Mín | Máx | Mín | Máx | Mín | Máx |
| SAN MARTÍN | Saco de 50 kg. | | Saco de 50 kg. | | Saco de 50 kg. | |
| Rioja | 115.0 | 117.0 | 105.0 | 110.0 | 98.0 | 100.0 |
| Moyobamba | ... | ... | ... | ... | 110.0 | 130.0 |
| Bellavista | 125.0 | 130.0 | 110.0 | 112.0 | 100.0 | 105.0 |
| Tocache | 135.0 | 140.0 | 125.0 | 130.0 | 118.0 | 122.0 |
| San Martín | 130.0 | 132.0 | 128.0 | 130.0 | 110.0 | 112.0 |
| Picota | ... | ... | 110.0 | 115.0 | 100.0 | 105.0 |

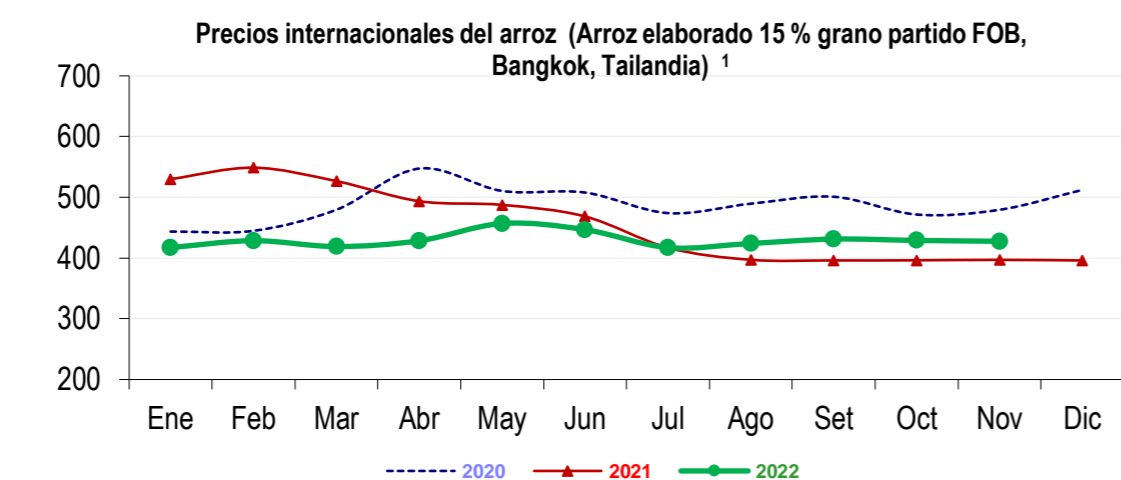
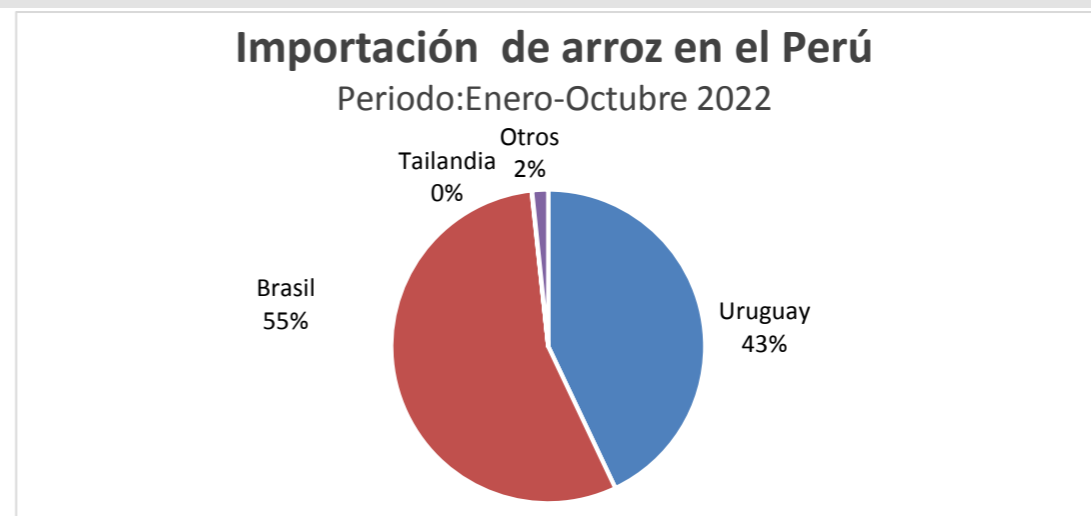
... Sin información



IV COMERCIO INTERNACIONAL



* La información de importaciones es preliminar, puede ser reajustada



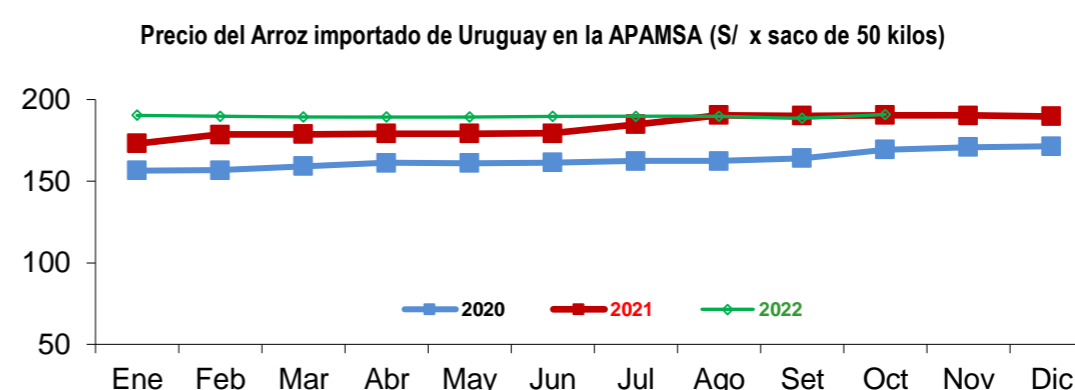
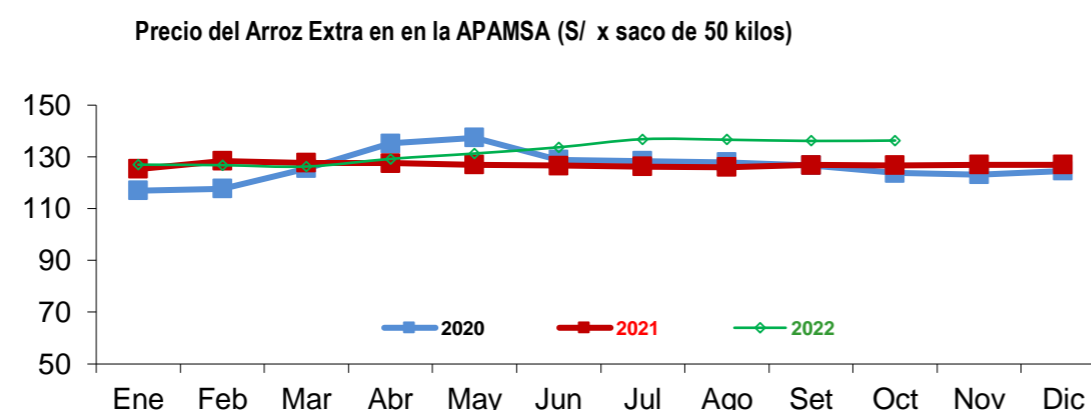
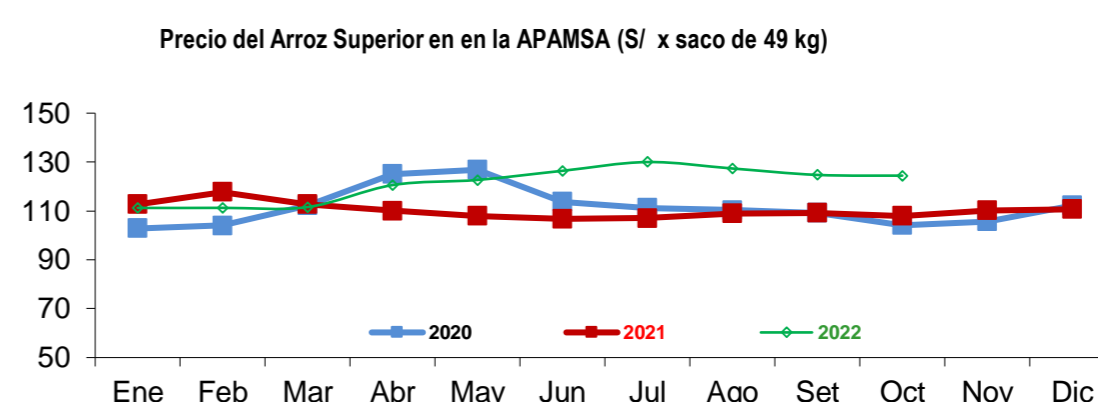
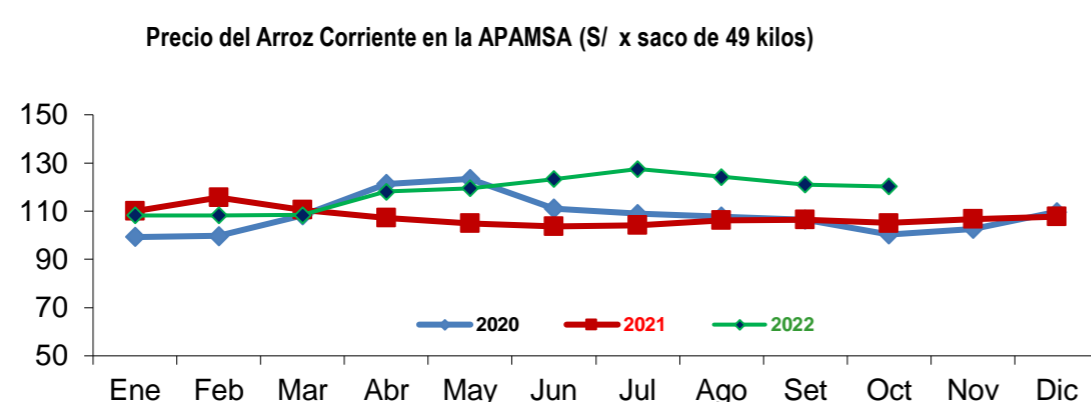
Precios internac. del arroz (Arroz elaborado, 15 % grano partido FOB, Bangkok, Tailandia) US\$/t

| | 2017 | 2018 | 2019 | 2020 | 2021 | 2022 |
|-----------|-------|-------|-------|-------|-------|-------|
| Enero | 370.0 | 416.2 | 403.9 | 443.6 | 530.1 | 417.3 |
| Febrero | 364.1 | 427.1 | 405.2 | 444.9 | 548.8 | 428.6 |
| Marzo | 366.2 | 419.3 | 400.1 | 479.6 | 526.7 | 419.0 |
| Abril | 372.9 | 440.5 | 408.8 | 547.4 | 493.6 | 428.5 |
| Mayo | 396.6 | 444.0 | 404.7 | 510.5 | 487.6 | 457.0 |
| Junio | 439.6 | 426.6 | 411.8 | 507.9 | 468.5 | 446.8 |
| Julio | 412.7 | 395.6 | 412.7 | 474.0 | 417.1 | 417.2 |
| Agosto | 388.9 | 397.8 | 422.7 | 489.5 | 397.1 | 424.1 |
| Setiembre | 391.5 | 399.0 | 424.4 | 501.0 | 396.1 | 431.3 |
| Octubre | 387.2 | 403.0 | 421.1 | 471.7 | 396.3 | 429.1 |
| Noviembre | 389.9 | 395.9 | 418.1 | 479.5 | 397.1 | 427.7 |
| Diciembre | 402.0 | 398.4 | 421.0 | 512.2 | 396.1 | |

Fuente: Odepa con información de bolsas, Reuters y Mercado de Liniers.

Elaboración: MINAGRI - Dirección General de Evaluación y Seguimiento de Políticas.

V INFORMACIÓN MENSUAL DE PRECIOS EN LA APAMSA ³



Notas:

¹ Fuente: ODEPA

² Superintendencia Nacional de Administración Tributaria SUNAT

³ Fuente: Asociación de Productores Agrícolas Mercado Santa Anita

Elaboración: MIDAGRI-DGESEP-Dirección de Estadística e Información Agraria-Area de Comercio Interno