



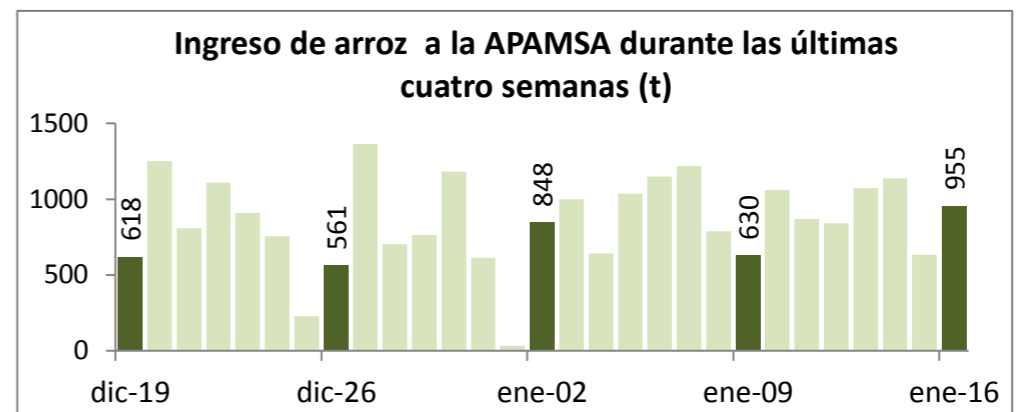
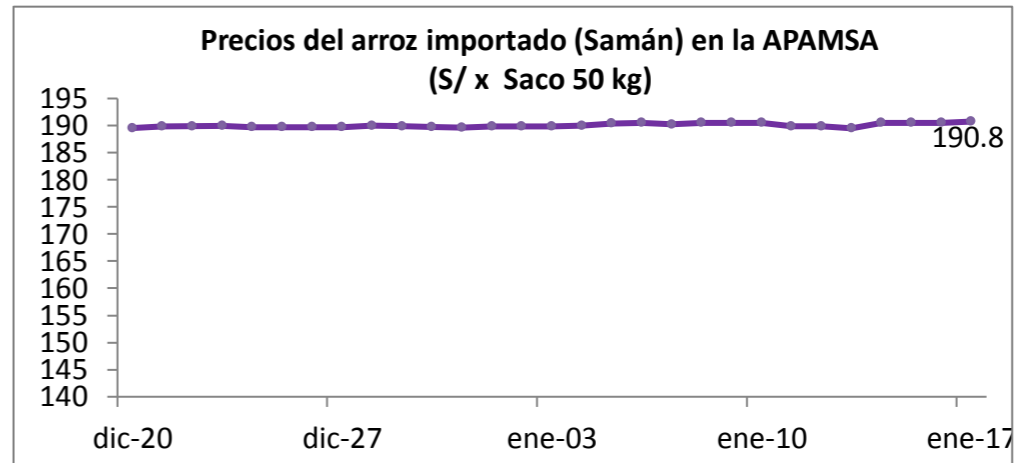
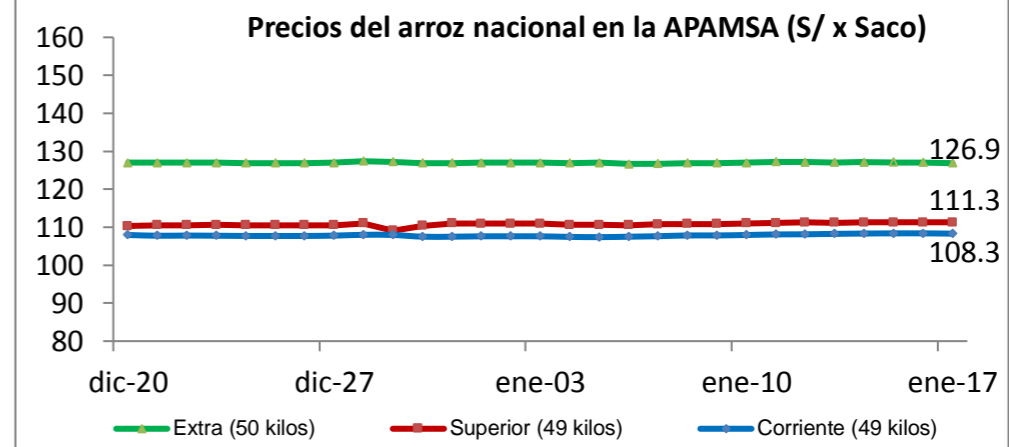
Lima 17 de enero del 2022

I ASOCIACIÓN DE PRODUCTORES AGRÍCOLAS MERCADO DE SANTA ANITA (APAMSA) - LIMA

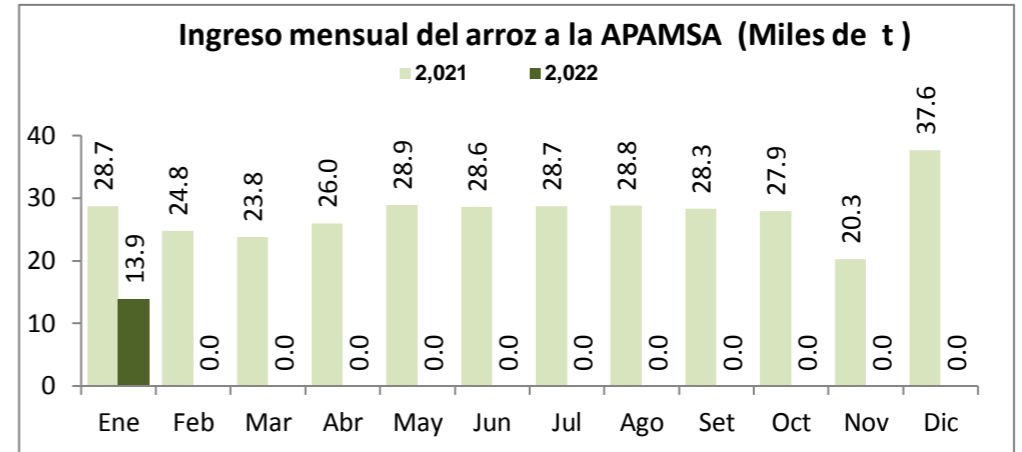
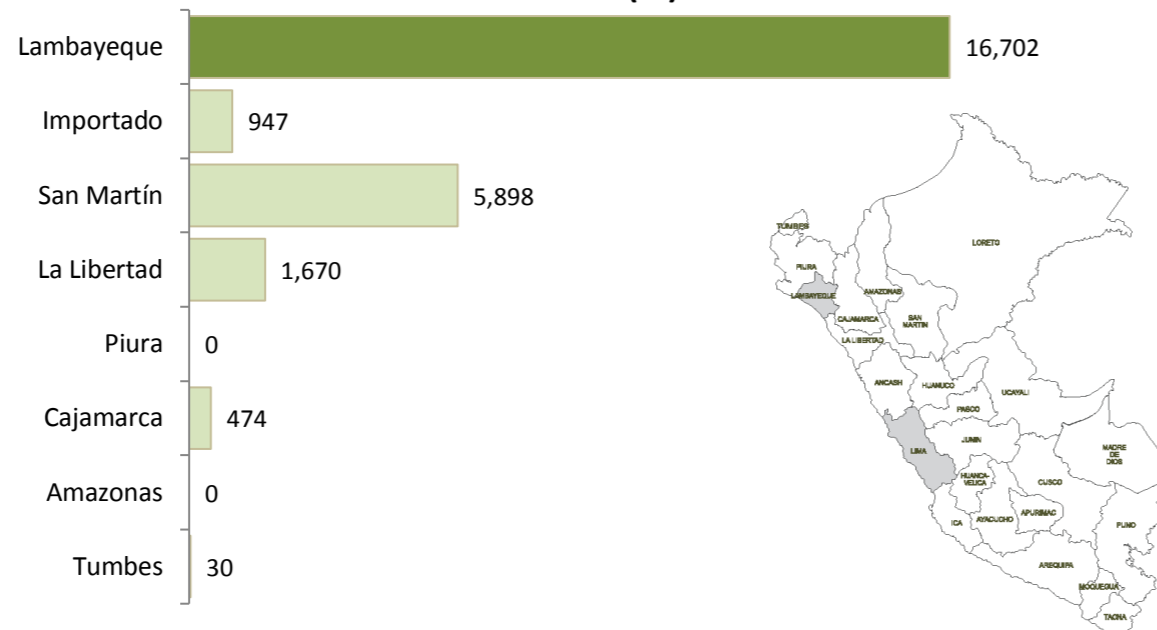


Precios del arroz según calidad (S/ por Unidad de medida)

| | Precio Promedio Últ 7 días | PRECIOS | | | | Var. (%) |
|---------------------------|----------------------------|---------|--------|--------|-------|----------|
| | | sáb-15 | dom-16 | lun-17 | | |
| Arroz nacional | | | | | | |
| Corriente (49 kilos) | 108.2 | 108.4 | 108.4 | 108.3 | -0.1% | |
| Superior (49 kilos) | 111.2 | 111.3 | 111.3 | 111.3 | 0.0% | |
| Sup.Despuntado (49 kilos) | 117.1 | 117.2 | 117.2 | 117.0 | -0.1% | |
| Extra (50 kilos) | 127.1 | 127.1 | 127.1 | 126.9 | -0.1% | |
| Arroz de Uruguay | | | | | | |
| Saman (50 kilos) | 190.2 | 190.5 | 190.5 | 190.8 | 0.1% | |



Ingreso de arroz a la APAMSA, según procedencia, últimos 30 días (t)



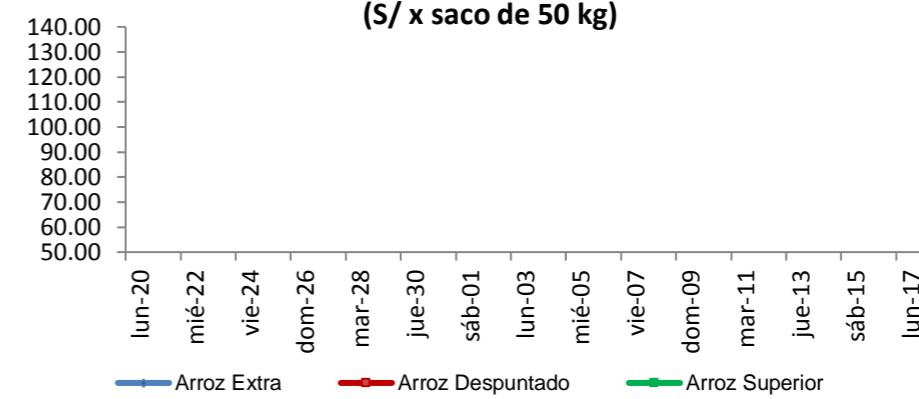
II PRECIOS DEL ARROZ EN LA REGIÓN LAMBAYEQUE

PRECIO DEL ARROZ EN EL MERCADO DE MOSHOQUEQUE

| | Últimos 7 días | | PRECIOS | | | |
|--------------------------------|----------------|---------------|------------|--|----------|--|
| | Precio Máximo | Precio Mínimo | domingo-16 | | lunes-17 | |
| Arroz nor oriental | | | | | | |
| Extra (50 kilos) | | | | | | |
| Despuntado (50 kilos) | | | | | | |
| Superior (50 kilos) | | | | | | |
| Arroz criollo o norteño | | | | | | |
| Extra (50 kilos) | | | | | | |
| Despuntado (50 kilos) | | | | | | |
| Superior (50 kilos) | | | | | | |



Moshoqueque: Precios del arroz nor oriental (S/ x saco de 50 kg)

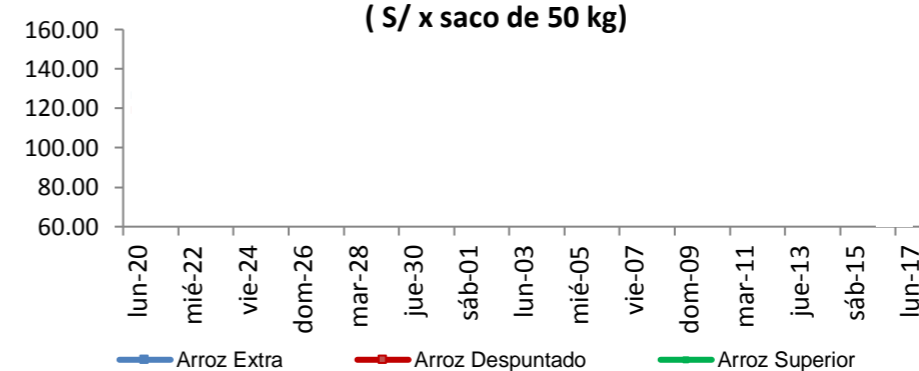


| | Precio Promedio Últ. 7 días | PRECIOS | | | | Variación (%) |
|-------------------------------|-----------------------------|---------|--------|--------|--|---------------|
| | | sáb-15 | dom-16 | lun-17 | | |
| De origen nor oriental | | | | | | |
| Extra (50 kilos) | | | | | | |
| Despuntado (50 kilos) | | | | | | |
| Superior (50 kilos) | | | | | | |
| Criollo o norteño | | | | | | |
| Extra (50 kilos) | | | | | | |
| Despuntado (50 kilos) | | | | | | |
| Superior (50 kilos) | | | | | | |

PRECIO DEL ARROZ EN MOLINOS

| | Últimos 7 días | | PRECIOS | | | |
|--------------------------------|----------------|---------------|------------|--|----------|--|
| | Precio Máximo | Precio Mínimo | domingo-16 | | lunes-17 | |
| Arroz nor oriental | | | | | | |
| Extra (50 kilos) | | | | | | |
| Despuntado (50 kilos) | | | | | | |
| Superior (50 kilos) | | | | | | |
| Arroz criollo o norteño | | | | | | |
| Extra (50 kilos) | | | | | | |
| Despuntado (50 kilos) | | | | | | |
| Superior (50 kilos) | | | | | | |

Moshoqueque: Precios del arroz criollo (S/ x saco de 50 kg)

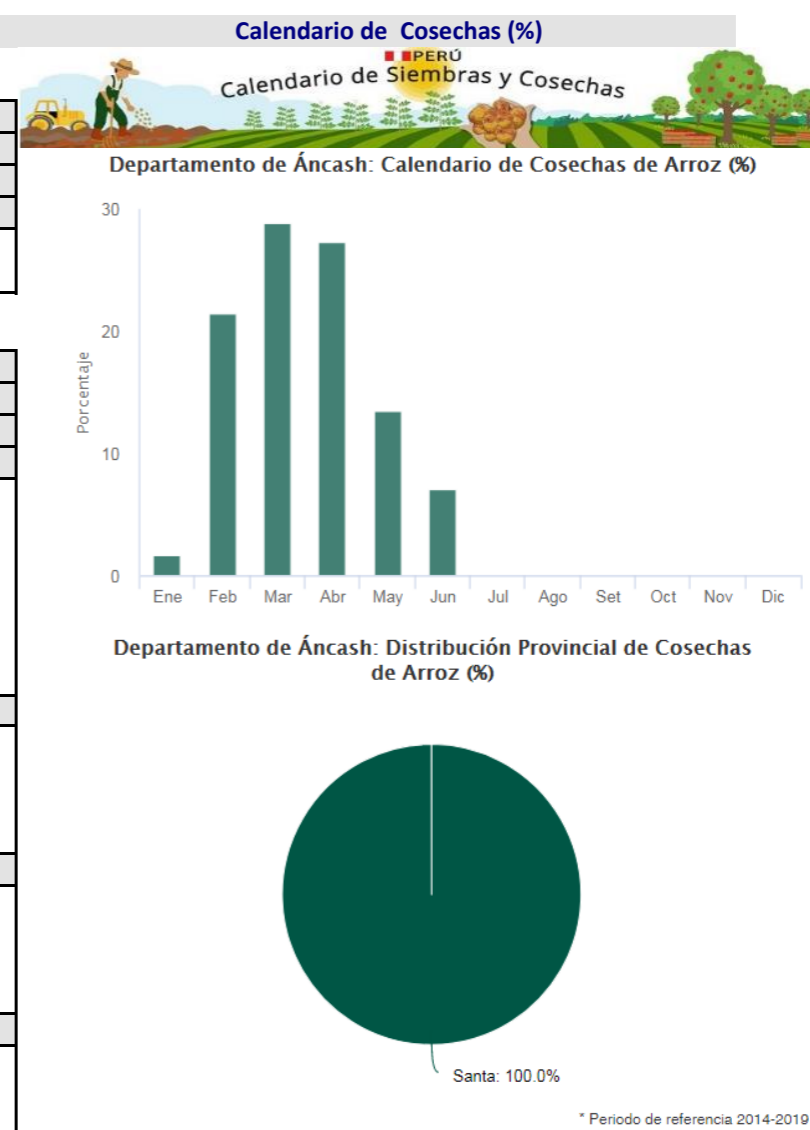


III PRECIOS REFERENCIALES DE ARROZ EN PRINCIPALES ZONAS PRODUCTORAS DEL PAÍS

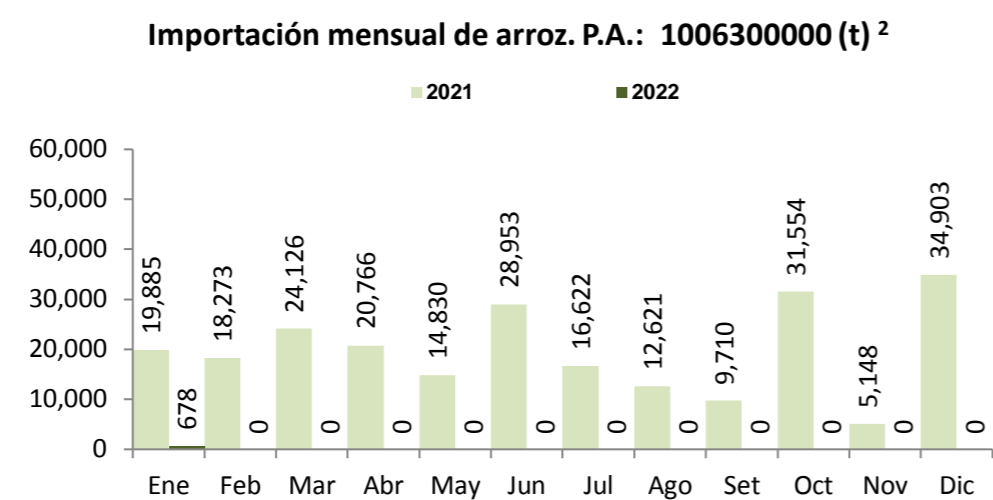
| | PILADO EN MOLINO (Soles) | | | | | |
|----------------------|---------------------------|-------|----------------|-------|----------------|-------|
| | Extra | | Despuntado | | Superior | |
| | Mín | Máx | Mín | Máx | Mín | Máx |
| LAMBAYEQUE | Saco de 50 kg. | | Saco de 50 kg. | | Saco de 50 kg. | |
| Nor Oriental | 112.0 | 114.0 | 107.0 | 110.0 | 100.0 | 102.0 |
| Norteño (Lambayeque) | 118.0 | 120.0 | 110.0 | 112.0 | 105.0 | 108.0 |

| | PILADO EN MOLINO (Soles) | | | | | |
|--------------------------|--------------------------|-------|----------------|-------|----------------|-------|
| | Extra | | Superior | | Corriente | |
| | Mín | Máx | Mín | Máx | Mín | Máx |
| SAN MARTÍN | Saco de 50 kg. | | Saco de 50 kg. | | Saco de 50 kg. | |
| Rioja | 105.0 | 110.0 | 97.0 | 100.0 | 93.0 | 95.0 |
| Moyobamba | ... | ... | ... | ... | 93.0 | 95.0 |
| Bellavista | 115.0 | 120.0 | 97.0 | 105.0 | 90.0 | 95.0 |
| Tocache | 105.0 | 110.0 | 95.0 | 100.0 | 85.0 | 90.0 |
| San Martín | 125.0 | 130.0 | 119.0 | 122.0 | 100.0 | 105.0 |
| Picota | ... | ... | 110.0 | 115.0 | 100.0 | 105.0 |
| CAJAMARCA | Saco de 50 kg. | | Saco de 50 kg. | | Saco de 50 kg. | |
| Jaén (Variedad Moro) | ... | ... | ... | ... | ... | ... |
| Jaén (Variedad Capirona) | ... | ... | ... | ... | ... | ... |
| LA LIBERTAD | Saco de 50 kg. | | Saco de 49 kg. | | Saco de 49 kg. | |
| Chepén | ... | ... | ... | ... | ... | ... |
| Pacasmayo /Guadalupe | ... | ... | ... | ... | ... | ... |
| Gran Chimú | ... | ... | ... | ... | ... | ... |

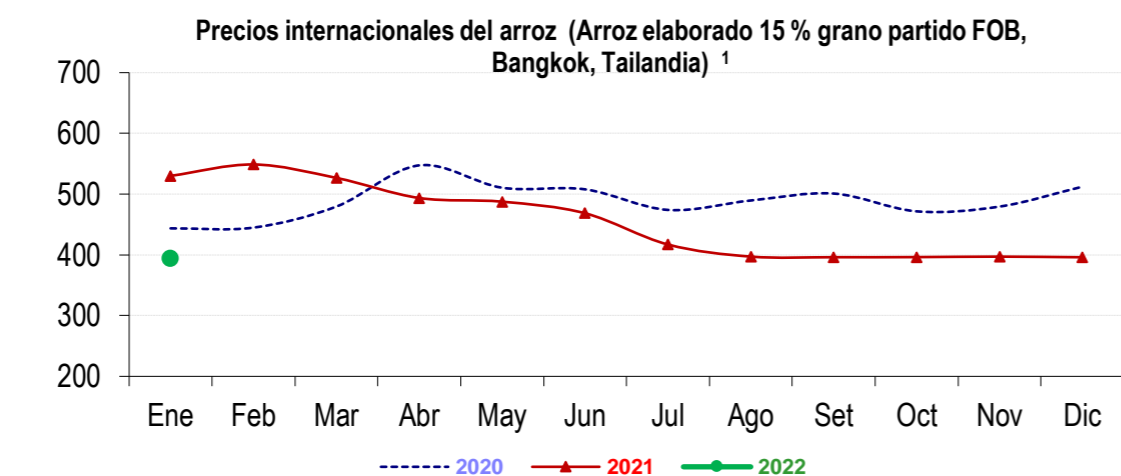
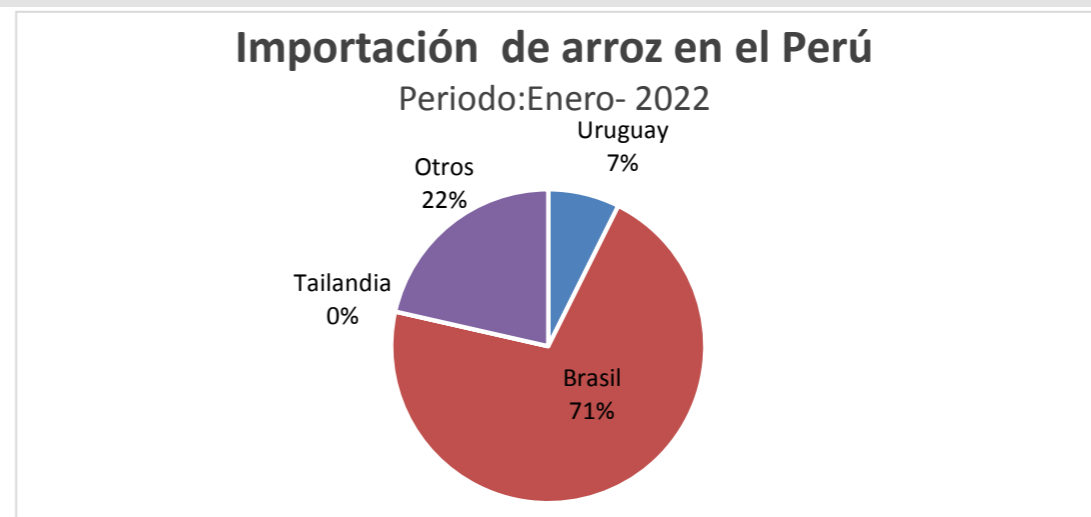
... Sin información



IV COMERCIO INTERNACIONAL



* La información de importaciones es preliminar, puede ser reajustada



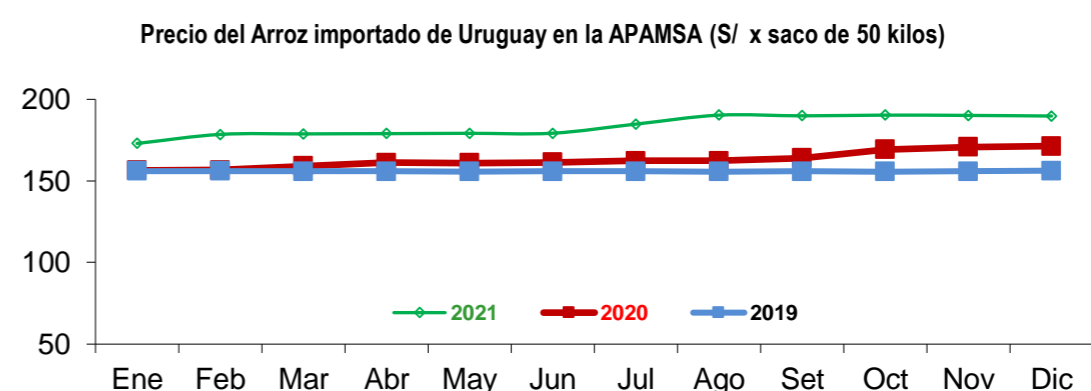
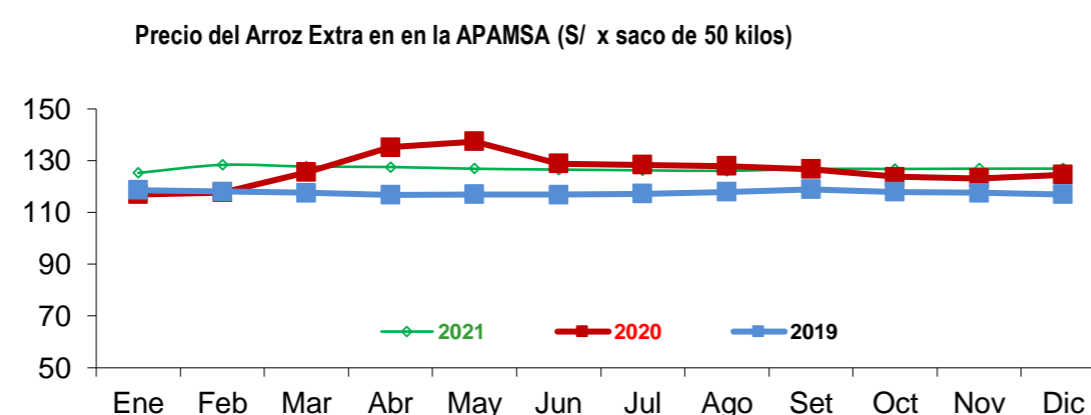
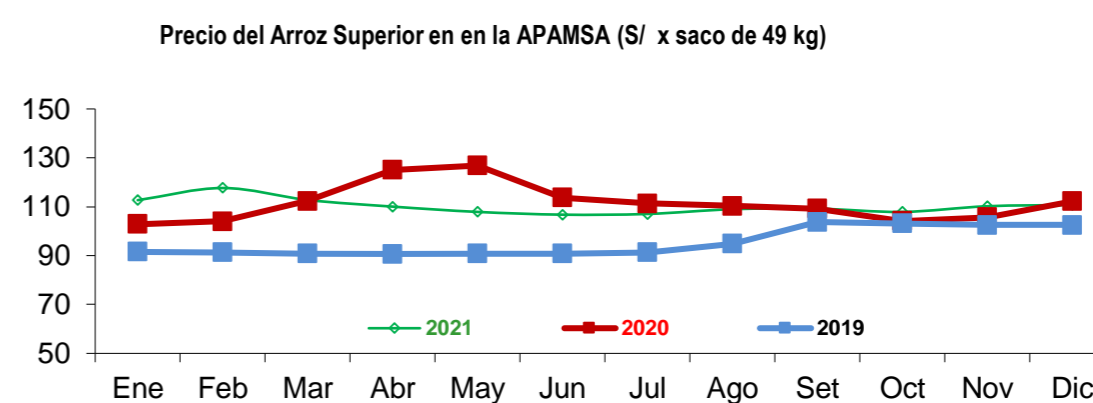
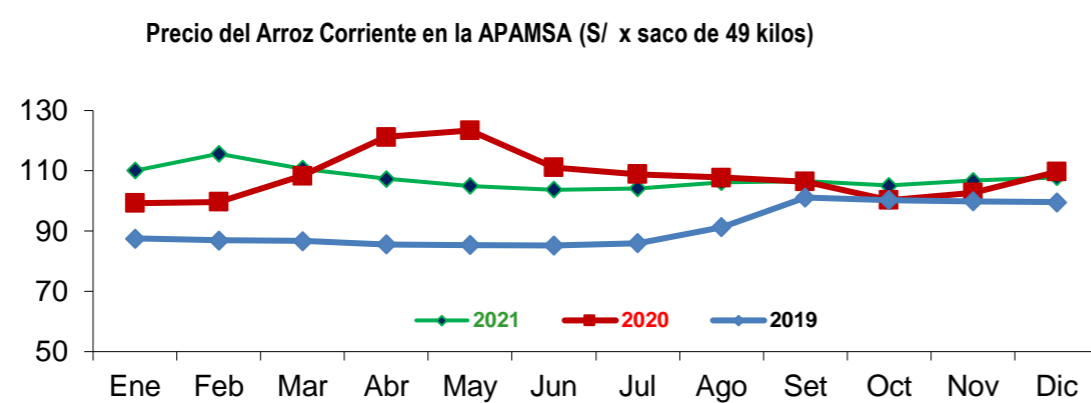
Precios internac. del arroz (Arroz elaborado, 15 % grano partido FOB, Bangkok, Tailandia)

| | 2017 | 2018 | 2019 | 2020 | 2021 | 2022 |
|-----------|-------|-------|-------|-------|-------|-------|
| Enero | 370.0 | 416.2 | 403.9 | 443.6 | 530.1 | 394.0 |
| Febrero | 364.1 | 427.1 | 405.2 | 444.9 | 548.8 | |
| Marzo | 366.2 | 419.3 | 400.1 | 479.6 | 526.7 | |
| Abril | 372.9 | 440.5 | 408.8 | 547.4 | 493.6 | |
| Mayo | 396.6 | 444.0 | 404.7 | 510.5 | 487.6 | |
| Junio | 439.6 | 426.6 | 411.8 | 507.9 | 468.5 | |
| Julio | 412.7 | 395.6 | 412.7 | 474.0 | 417.1 | |
| Agosto | 388.9 | 397.8 | 422.7 | 489.5 | 397.1 | |
| Setiembre | 391.5 | 399.0 | 424.4 | 501.0 | 396.1 | |
| Octubre | 387.2 | 403.0 | 421.1 | 471.7 | 396.3 | |
| Noviembre | 389.9 | 395.9 | 418.1 | 479.5 | 397.1 | |
| Diciembre | 402.0 | 398.4 | 421.0 | 512.2 | 396.1 | |

Fuente: Odepa con información de bolsas, Reuters y Mercado de Liniers.

Elaboración: MINAGRI - Dirección General de Evaluación y Seguimiento de Políticas.

V INFORMACIÓN MENSUAL DE PRECIOS EN LA APAMSA ³



Notas:

¹ Fuente: ODEPA

² Superintendencia Nacional de Administración Tributaria SUNAT

³ Fuente: Asociación de Productores Agrícolas Mercado Santa Anita

Elaboración: MIDAGRI-DGESEP-Dirección de Estadística e Información Agraria-Area de Comercio Interno