



Lima 24 de julio del 2023

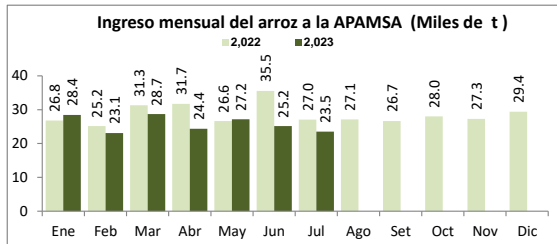
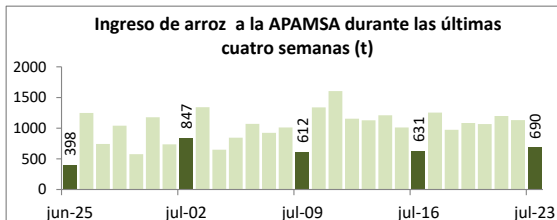
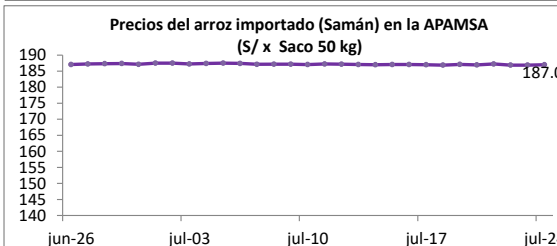
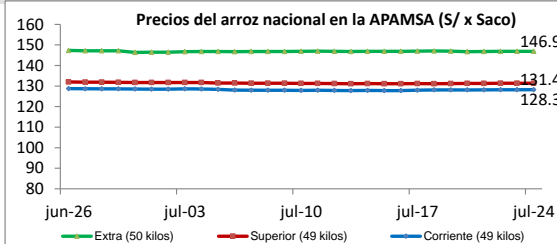
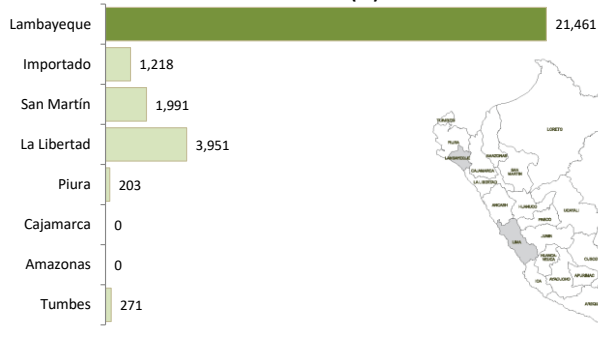
I ASOCIACIÓN DE PRODUCTORES AGRICOLAS MERCADO DE SANTA ANITA (APAMSA) - LIMA



Precios del arroz según calidad (S/ por Unidad de medida)

|                           | Precio Promedio Ult 7 días | PRECIOS |        |        | Var. (%) |
|---------------------------|----------------------------|---------|--------|--------|----------|
|                           |                            | sáb-22  | dom-23 | lun-24 |          |
| <b>Arroz nacional</b>     |                            |         |        |        |          |
| Corriente (49 kilos)      | 128.1                      | 128.2   | 128.2  | 128.3  | 0.0%     |
| Superior (49 kilos)       | 131.3                      | 131.4   | 131.4  | 131.4  | 0.0%     |
| Sup.Despuntado (49 kilos) | 136.2                      | 136.1   | 136.1  | 136.1  | -0.1%    |
| Extra (50 kilos)          | 146.9                      | 146.9   | 146.9  | 146.9  | 0.0%     |
| <b>Arroz de Uruguay</b>   |                            |         |        |        |          |
| Saman (50 kilos)          | 187.0                      | 186.9   | 186.9  | 187.0  | 0.1%     |

Ingreso de arroz a la APAMSA, según procedencia, últimos 30 días ( t )



II PRECIOS DEL ARROZ EN LA REGIÓN LAMBAYEQUE

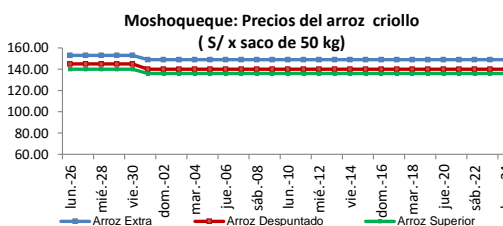
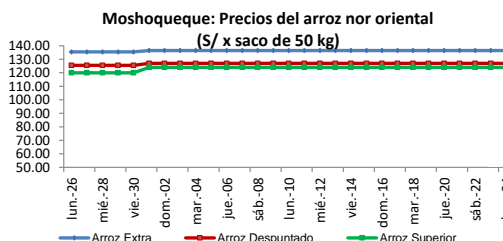
PRECIO DEL ARROZ EN EL MERCADO DE MOSHOQUEQUE

|                                | Ultimos 7 días |               | PRECIOS    |        |          |        |
|--------------------------------|----------------|---------------|------------|--------|----------|--------|
|                                | Precio Máximo  | Precio Mínimo | domingo-23 |        | lunes-24 |        |
|                                |                |               | Mínimo     | Máximo | Mínimo   | Máximo |
| <b>Arroz nor oriental</b>      |                |               |            |        |          |        |
| Extra (50 kilos)               | 138            | 135           | 135        | 138    | 135      | 138    |
| Despuntado (50 kilos)          | 128            | 126           | 126        | 128    | 126      | 128    |
| Superior (50 kilos)            | 125            | 123           | 123        | 125    | 123      | 125    |
| <b>Arroz criollo o norteño</b> |                |               |            |        |          |        |
| Extra (50 kilos)               | 150            | 148           | 148        | 150    | 148      | 150    |
| Despuntado (50 kilos)          | 141            | 139           | 139        | 141    | 139      | 141    |
| Superior (50 kilos)            | 137            | 135           | 135        | 137    | 135      | 137    |

|                               | Precio Promedio Ult. 7 días | PRECIOS |        |        | Variación (%) |
|-------------------------------|-----------------------------|---------|--------|--------|---------------|
|                               |                             | sáb-22  | dom-23 | lun-24 |               |
| <b>De origen nor oriental</b> |                             |         |        |        |               |
| Extra (50 kilos)              | 136.5                       | 136.5   | 136.5  | 136.5  | 0.0%          |
| Despuntado (50 kilos)         | 127.0                       | 127.0   | 127.0  | 127.0  | 0.0%          |
| Superior (50 kilos)           | 124.0                       | 124.0   | 124.0  | 124.0  | 0.0%          |
| <b>Criollo o norteño</b>      |                             |         |        |        |               |
| Extra (50 kilos)              | 149.0                       | 149.0   | 149.0  | 149.0  | 0.0%          |
| Despuntado (50 kilos)         | 140.0                       | 140.0   | 140.0  | 140.0  | 0.0%          |
| Superior (50 kilos)           | 136.0                       | 136.0   | 136.0  | 136.0  | 0.0%          |

PRECIO DEL ARROZ EN MOLINOS

|                                | Ultimos 7 días |               | PRECIOS    |        |          |        |
|--------------------------------|----------------|---------------|------------|--------|----------|--------|
|                                | Precio Máximo  | Precio Mínimo | domingo-23 |        | lunes-24 |        |
|                                |                |               | Mínimo     | Máximo | Mínimo   | Máximo |
| <b>Arroz nor oriental</b>      |                |               |            |        |          |        |
| Extra (50 kilos)               | 130.0          | 127.0         | 127.0      | 130.0  | 127.0    | 130.0  |
| Despuntado (50 kilos)          | 121.0          | 119.0         | 119.0      | 121.0  | 119.0    | 121.0  |
| Superior (50 kilos)            | 117.0          | 115.0         | 115.0      | 117.0  | 115.0    | 117.0  |
| <b>Arroz criollo o norteño</b> |                |               |            |        |          |        |
| Extra (50 kilos)               | 143.0          | 140.0         | 140.0      | 143.0  | 140.0    | 143.0  |
| Despuntado (50 kilos)          | 134.0          | 132.0         | 132.0      | 134.0  | 132.0    | 134.0  |
| Superior (50 kilos)            | 130.0          | 127.0         | 127.0      | 130.0  | 127.0    | 130.0  |



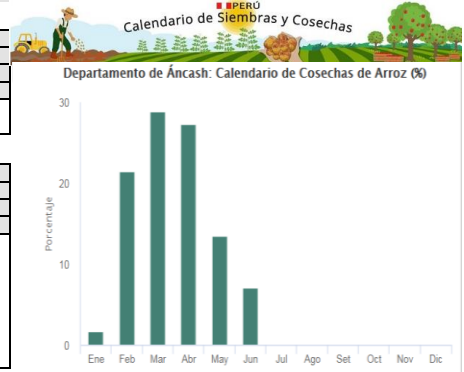
### III PRECIOS REFERENCIALES DE ARROZ EN PRINCIPALES ZONAS PRODUCTORAS DEL PAIS

|                      | PILADO EN MOLINO ( Soles) |       |            |       |          |       |
|----------------------|---------------------------|-------|------------|-------|----------|-------|
|                      | Extra                     |       | Despuntado |       | Superior |       |
|                      | Mín                       | Máx   | Mín        | Máx   | Mín      | Máx   |
| <b>LAMBAYEQUE</b>    | Saco de 50 kg.            |       |            |       |          |       |
| Nor Oriental         | 127.0                     | 130.0 | 119.0      | 121.0 | 115.0    | 117.0 |
| Norteño (Lambayeque) | 140.0                     | 143.0 | 132.0      | 134.0 | 127.0    | 130.0 |

|                   | PILADO EN MOLINO (Soles) |       |          |       |           |       |
|-------------------|--------------------------|-------|----------|-------|-----------|-------|
|                   | Extra                    |       | Superior |       | Corriente |       |
|                   | Mín                      | Máx   | Mín      | Máx   | Mín       | Máx   |
| <b>SAN MARTIN</b> | Saco de 50 kg.           |       |          |       |           |       |
| Rioja             | 115.0                    | 116.0 | 112.0    | 113.0 | 108.0     | 110.0 |
| Moyobamba         | ...                      | ...   | ...      | ...   | 118.0     | 123.0 |
| Bellavista        | 130.0                    | 140.0 | 110.0    | 115.0 | 95.0      | 100.0 |
| Tocache           | 140.0                    | 150.0 | 130.0    | 135.0 | 115.0     | 120.0 |
| San Martín        | 145.0                    | 147.0 | 128.0    | 130.0 | 110.0     | 112.0 |
| Picota            | ...                      | ...   | 130.0    | 132.0 | 120.0     | 125.0 |

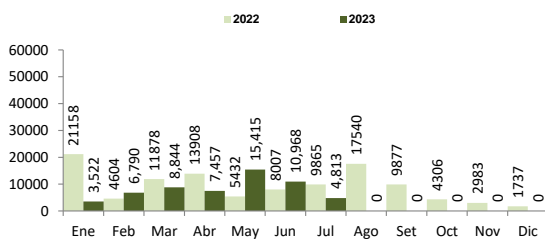
... Sin información

### Calendario de Cosechas (%)



### IV COMERCIO INTERNACIONAL

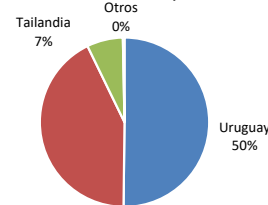
#### Importación mensual de arroz. P.A.: 1006300000 (t) <sup>2</sup>



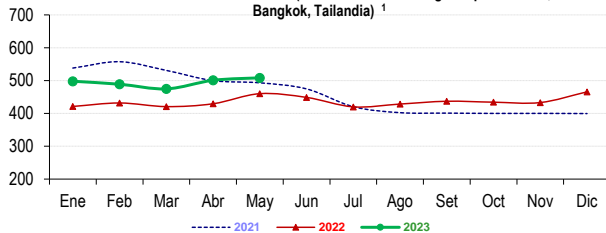
\* La información de importaciones es preliminar, puede ser reajustada

#### Importación de arroz en el Perú

Periodo: Enero-Mayo 2023



#### Precios internacionales del arroz (Arroz elaborado 15% grano partido FOB, Bangkok, Tailandia) <sup>1</sup>



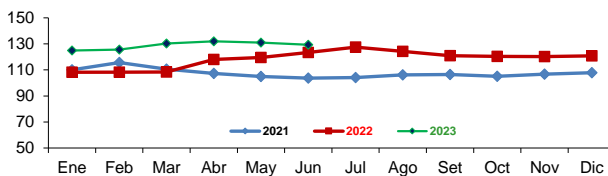
#### Precios internac. del arroz (Arroz elaborado, 15% grano partido FOB, Bangkok, Tailandia) US\$/t

|           | 2018  | 2019  | 2020  | 2021  | 2022  | 2023  |
|-----------|-------|-------|-------|-------|-------|-------|
| Enero     | 425.6 | 407.9 | 449.4 | 538.1 | 421.2 | 498.0 |
| Febrero   | 436.3 | 410.1 | 449.7 | 557.4 | 431.8 | 488.9 |
| Marzo     | 425.2 | 404.5 | 487.9 | 531.0 | 420.7 | 474.7 |
| Abril     | 448.2 | 413.8 | 562.1 | 499.9 | 429.4 | 500.8 |
| Mayo      | 451.8 | 409.0 | 519.8 | 493.2 | 460.1 | 508.3 |
| Junio     | 433.4 | 416.7 | 517.5 | 474.6 | 448.8 |       |
| Julio     | 400.0 | 416.0 | 480.1 | 420.5 | 420.0 |       |
| Agosto    | 404.0 | 427.4 | 498.2 | 402.3 | 428.5 |       |
| Setiembre | 405.5 | 427.8 | 511.1 | 400.9 | 437.1 |       |
| Octubre   | 409.7 | 423.9 | 477.5 | 400.0 | 434.2 |       |
| Noviembre | 401.8 | 421.1 | 484.2 | 400.1 | 433.1 |       |
| Diciembre | 403.0 | 428.3 | 518.7 | 399.6 | 465.6 |       |

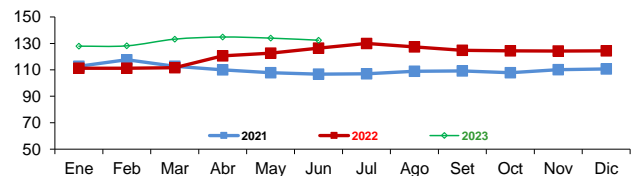
Fuente: Odepa con información de bolsas, Reuters y Mercado de Liniers. Elaboración: MIDAGRI - Dirección de Estadística e Información Agraria.

### V INFORMACIÓN MENSUAL DE PRECIOS EN LA APAMSA <sup>3</sup>

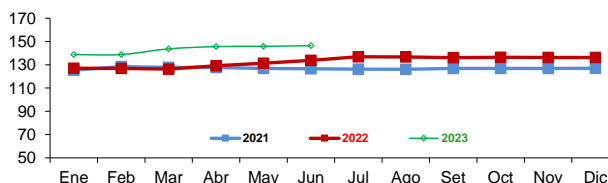
#### Precio del Arroz Corriente en la APAMSA (S/ x saco de 49 kilos)



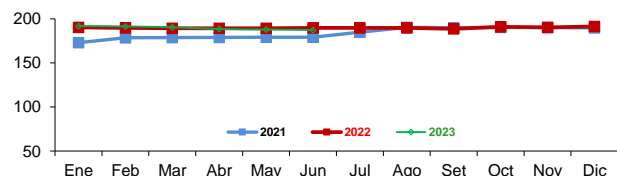
#### Precio del Arroz Superior en la APAMSA (S/ x saco de 49 kilos)



#### Precio del Arroz Extra en la APAMSA (S/ x saco de 50 kilos)



#### Precio del Arroz importado de Uruguay en la APAMSA (S/ x saco de 50 kilos)



Notas:

<sup>1</sup> Fuente: ODEPA

<sup>2</sup> Superintendencia Nacional de Administración Tributaria SUNAT

<sup>3</sup> Fuente: Asociación de Productores Agrícolas Mercado Santa Anita

Elaboración: MIDAGRI-DGESEP-Dirección de Estadística e Información Agraria-Area de Comercio Interno

