



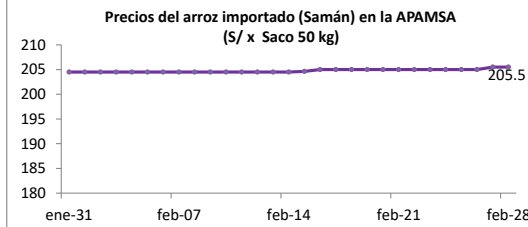
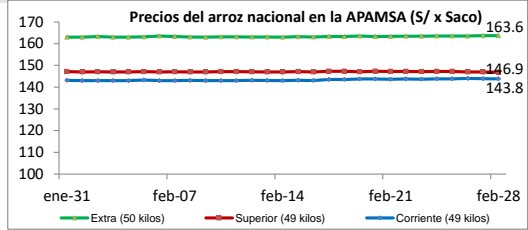
Lima 28 de febrero del 2024

I ASOCIACION DE PRODUCTORES AGRICOLAS MERCADO DE SANTA ANITA (APAMSA) - LIMA

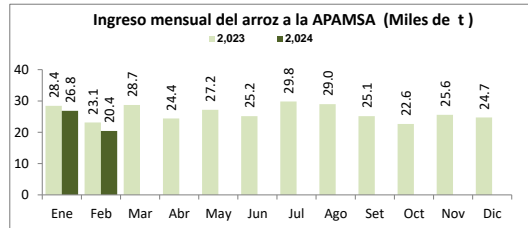
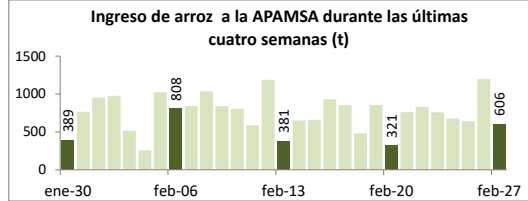
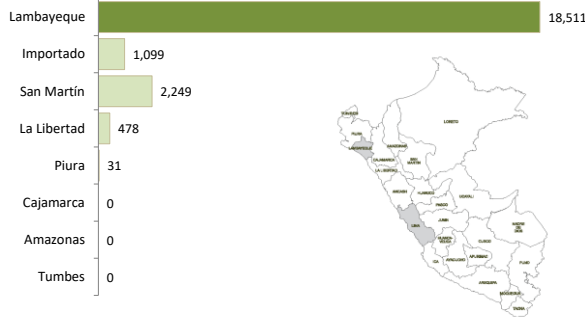


Precios del arroz según calidad (S/ por Unidad de medida)

| | Precio Promedio Ult 7 días | PRECIOS | | | Var. (%) |
|---------------------------|----------------------------|---------|--------|--------|----------|
| | | lun-26 | mar-27 | mié-28 | |
| Arroz nacional | | | | | |
| Corriente (49 kilos) | 143.8 | 144.0 | 143.9 | 143.8 | -0.1% |
| Superior (49 kilos) | 147.1 | 147.0 | 147.0 | 146.9 | -0.1% |
| Sup.Despuntado (49 kilos) | 152.7 | 152.7 | 152.6 | 152.6 | -0.1% |
| Extra (50 kilos) | 163.5 | 163.5 | 163.7 | 163.6 | 0.0% |
| Arroz de Uruguay | | | | | |
| Saman (50 kilos) | 205.1 | 205.0 | 205.5 | 205.5 | 0.0% |



Ingreso de arroz a la APAMSA, según procedencia, últimos 30 días (t)



II PRECIOS DEL ARROZ EN LA REGION LAMBAYEQUE

PRECIO DEL ARROZ EN EL MERCADO DE MOSHOQUEQUE

| | Ultimos 7 días | | PRECIOS | | | |
|--------------------------------|----------------|---------------|-----------|-----|--------------|-----|
| | Precio Máximo | Precio Mínimo | martes-27 | | miércoles-28 | |
| Arroz nor oriental | | | | | | |
| Extra (50 kilos) | 156 | 154 | 154 | 156 | 154 | 156 |
| Despuntado (50 kilos) | 148 | 146 | 146 | 148 | 146 | 148 |
| Superior (50 kilos) | 144 | 142 | 142 | 144 | 142 | 144 |
| Arroz criollo o norteño | | | | | | |
| Extra (50 kilos) | 172 | 169 | 169 | 172 | 169 | 172 |
| Despuntado (50 kilos) | 162 | 159 | 159 | 162 | 159 | 162 |
| Superior (50 kilos) | 156 | 154 | 154 | 156 | 154 | 156 |

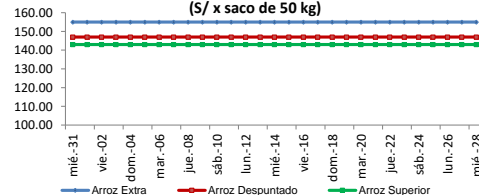
| | Precio Promedio Ult. 7 días | PRECIOS | | | Variación (%) |
|-------------------------------|-----------------------------|---------|--------|--------|---------------|
| | | lun-26 | mar-27 | mié-28 | |
| De origen nor oriental | | | | | |
| Extra (50 kilos) | 155.0 | 155.0 | 155.0 | 155.0 | 0.0% |
| Despuntado (50 kilos) | 147.0 | 147.0 | 147.0 | 147.0 | 0.0% |
| Superior (50 kilos) | 143.0 | 143.0 | 143.0 | 143.0 | 0.0% |
| Criollo o norteño | | | | | |
| Extra (50 kilos) | 170.5 | 170.5 | 170.5 | 170.5 | 0.0% |
| Despuntado (50 kilos) | 160.5 | 160.5 | 160.5 | 160.5 | 0.0% |
| Superior (50 kilos) | 155.0 | 155.0 | 155.0 | 155.0 | 0.0% |

PRECIO DEL ARROZ EN MOLINOS

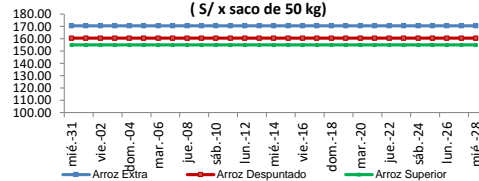
| | Ultimos 7 días | | PRECIOS | | | |
|--------------------------------|----------------|---------------|-----------|-------|--------------|-------|
| | Precio Máximo | Precio Mínimo | martes-27 | | miércoles-28 | |
| Arroz nor oriental | | | | | | |
| Extra (50 kilos) | 152.0 | 150.0 | 150.0 | 152.0 | 150.0 | 152.0 |
| Despuntado (50 kilos) | 144.0 | 142.0 | 142.0 | 144.0 | 142.0 | 144.0 |
| Superior (50 kilos) | 147.0 | 145.0 | 145.0 | 147.0 | 145.0 | 147.0 |
| Arroz criollo o norteño | | | | | | |
| Extra (50 kilos) | 168.0 | 165.0 | 165.0 | 168.0 | 165.0 | 168.0 |
| Despuntado (50 kilos) | 158.0 | 155.0 | 155.0 | 158.0 | 155.0 | 158.0 |
| Superior (50 kilos) | 152.0 | 150.0 | 150.0 | 152.0 | 150.0 | 152.0 |



Moshoqueque: Precios del arroz nor oriental (S/ x saco de 50 kg)



Moshoqueque: Precios del arroz criollo (S/ x saco de 50 kg)



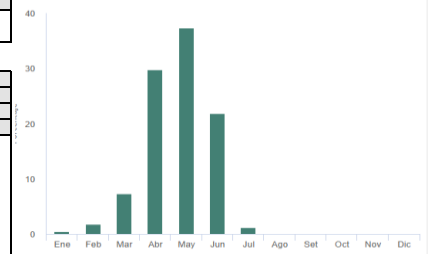
III PRECIOS REFERENCIALES DE ARROZ EN PRINCIPALES ZONAS PRODUCTORAS DEL PAIS

Calendario de Cosechas (%)

| | PILADO EN MOLINO (Soles) | | | | | |
|----------------------|---------------------------|-------|------------|-------|----------|-------|
| | Extra | | Despuntado | | Superior | |
| | Min | Máx | Min | Máx | Min | Máx |
| LAMBAYEQUE | Saco de 50 kg. | | | | | |
| Nor Oriental | 150.0 | 152.0 | 142.0 | 144.0 | 145.0 | 147.0 |
| Norteño (Lambayeque) | 165.0 | 168.0 | 155.0 | 158.0 | 150.0 | 152.0 |



Departamento de La Libertad: Calendario de Cosechas de Arroz (%)

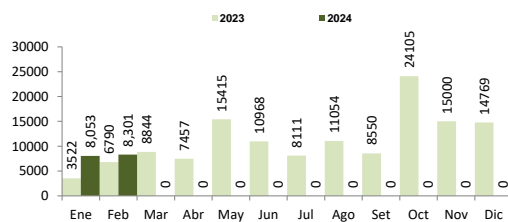


| | PILADO EN MOLINO (Soles) | | | | | |
|-------------------|--------------------------|-------|----------|-------|-----------|-------|
| | Extra | | Superior | | Corriente | |
| | Min | Máx | Min | Máx | Min | Máx |
| SAN MARTIN | Saco de 50 kg. | | | | | |
| Rioja | 140.0 | 141.0 | 137.0 | 138.0 | 135.0 | 136.0 |
| Moyobamba | ... | ... | ... | ... | ... | ... |
| Bellavista | 170.0 | 175.0 | 160.0 | 165.0 | 140.0 | 150.0 |
| Tocache | 138.0 | 140.0 | 130.0 | 135.0 | 125.0 | 130.0 |
| San Martin | 145.0 | 150.0 | 135.0 | 140.0 | 105.0 | 107.0 |
| Picota | ... | ... | 135.0 | 140.0 | 130.0 | 132.0 |

... Sin información

IV COMERCIO INTERNACIONAL

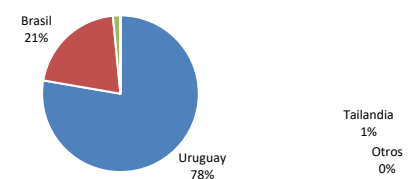
Importación mensual de arroz. P.A.: 1006300000 (t) ²



* La información de importaciones es preliminar, puede ser reajustada

Importación de arroz en el Perú

Periodo: Enero-Febrero 2024

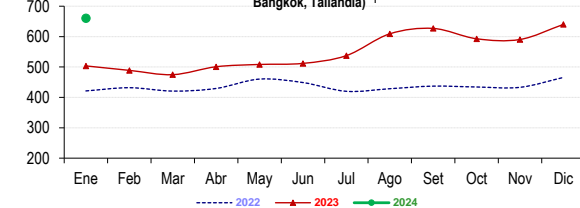


Precios internac. del arroz (Arroz elaborado, 15 % grano partido FOB, Bangkok, Tailandia) ¹

| | 2019 | 2020 | 2021 | 2022 | 2023 | 2024 |
|-----------|-------|-------|-------|-------|-------|-------|
| Enero | 407.9 | 449.4 | 538.1 | 421.2 | 503.6 | 660.4 |
| Febrero | 410.1 | 449.7 | 557.4 | 431.8 | 488.9 | |
| Marzo | 404.5 | 487.9 | 531.0 | 420.7 | 474.7 | |
| Abril | 413.8 | 562.1 | 499.9 | 429.4 | 500.8 | |
| Mayo | 409.0 | 519.8 | 493.2 | 460.1 | 508.3 | |
| Junio | 416.7 | 517.5 | 474.6 | 448.8 | 511.9 | |
| Julio | 416.0 | 480.1 | 420.5 | 420.0 | 537.4 | |
| Agosto | 427.4 | 498.2 | 402.3 | 428.5 | 609.1 | |
| Setiembre | 427.8 | 511.1 | 400.9 | 437.1 | 626.9 | |
| Octubre | 423.9 | 477.5 | 400.0 | 434.2 | 592.9 | |
| Noviembre | 421.1 | 484.2 | 400.1 | 433.1 | 590.5 | |
| Diciembre | 428.3 | 518.7 | 399.6 | 465.6 | 640.2 | |

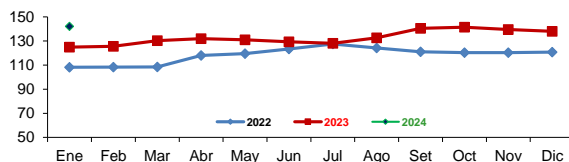
Fuente: Odepa con información de bolsas, Reuters y Mercado de Liniers.
Elaboración: MIDAGRI - Dirección de Estadística e Información Agraria.

Precios internacionales del arroz (Arroz elaborado 15 % grano partido FOB, Bangkok, Tailandia) ¹

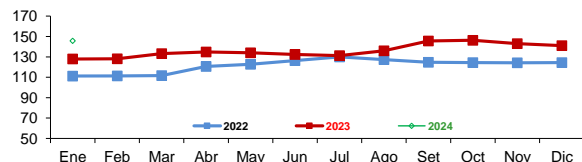


V INFORMACIÓN MENSUAL DE PRECIOS EN LA APAMSA ³

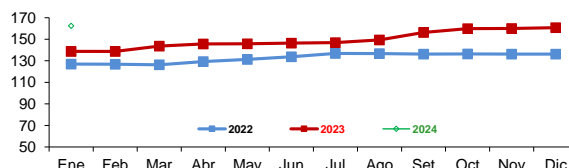
Precio del Arroz Corriente en la APAMSA (S/ x saco de 49 kilos)



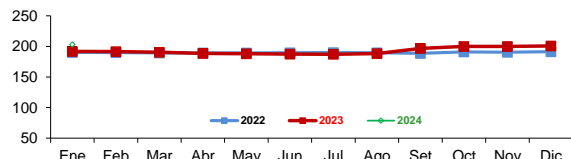
Precio del Arroz Superior en en la APAMSA (S/ x saco de 49 kilos)



Precio del Arroz Extra en en la APAMSA (S/ x saco de 50 kilos)



Precio del Arroz importado de Uruguay en la APAMSA (S/ x saco de 50 kilos)



Notas:

¹ Fuente: ODEPA

² Superintendencia Nacional de Administración Tributaria SUNAT

³ Fuente: Asociación de Productores Agrícolas Mercado Santa Anita

Elaboración: MIDAGRI-DGESEP-Dirección de Estadística e Información Agraria-Area de Comercio Interno

