



miércoles 18 de mayo de 2022

| Precios referenciales S/. x Kg | mayo vie-06 | mayo lun-09 | mayo mié-11 | mayo vie-13 | mayo lun-16 | mayo mié-18 |
|--------------------------------|-------------|-------------|-------------|-------------|-------------|-------------|
|--------------------------------|-------------|-------------|-------------|-------------|-------------|-------------|

**Lambayeque**

| (Moshoqueque) 1/ |      |      |      |      |      |      |
|------------------|------|------|------|------|------|------|
| Precio Máximo    | 1.46 | 1.46 | 1.46 | 1.46 | 1.46 | 1.46 |
| Precio Mínimo    | 1.44 | 1.44 | 1.44 | 1.44 | 1.44 | 1.44 |

**Nor Oriente**

| San Martín 2/  |      |      |      |      |      |      |
|----------------|------|------|------|------|------|------|
| - Picota       | 0.00 | 0.00 | 0.00 | 0.00 | 0.00 | 0.00 |
| - El Dorado    | 0.00 | 0.00 | 0.00 | 0.00 | 0.00 | 0.00 |
| - Lamas        | 0.00 | 0.00 | 0.00 | 0.00 | 0.00 | 0.00 |
| - Mca. Caceres | 1.10 | 1.10 | 1.10 | 1.10 | 1.10 | 1.10 |

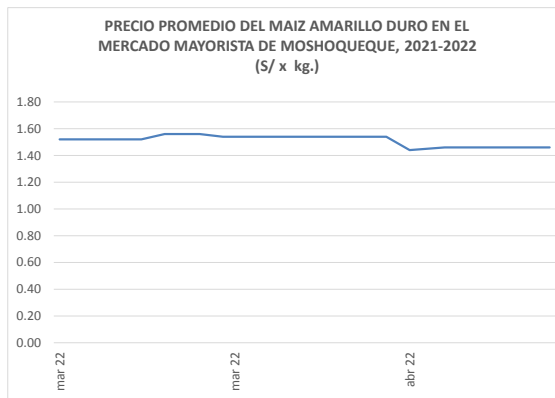
**Mercados de Lima metropolitana**

|                               |      |      |      |      |      |      |
|-------------------------------|------|------|------|------|------|------|
| Modo. Santa Anita (APAMSA) 2/ | 1.78 | 1.78 | 1.79 | 1.78 | 1.78 | 1.77 |
|-------------------------------|------|------|------|------|------|------|

Fuente: Direcciones Regionales de Información Agraria y Mercado de Productores de Santa Anita.

1/ Los precios incluyen IGV

2/ Los precios incluyen IGV



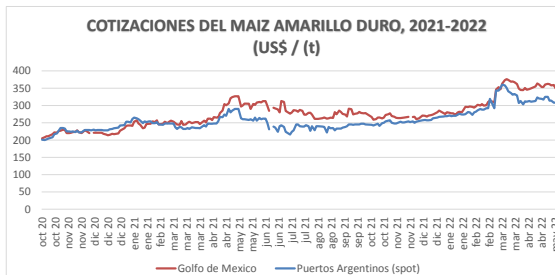
**COTIZACIONES E IMPORTACIONES DE MAIZ AMARILLO DURO**

COTIZACIONES DEL MAIZ SEGÚN MERCADOS DE EXPORTACION - (MERCADOS FOB) (US\$ x t)

|                                  | vie 06 may | lun 09 may | mié 11 may | vie 13 may | lun 16 may | Promedio |
|----------------------------------|------------|------------|------------|------------|------------|----------|
| <b>Estados Unidos de America</b> |            |            |            |            |            |          |
| Golfo de México                  | 357.96     | 359.24     | 349.20     | 351.76     | 354.12     | 354.46   |
| <b>Argentina</b>                 |            |            |            |            |            |          |
| Puertos Argentinos               | 314.00     | 308.00     | 308.00     | 311.00     | 308.00     | 309.80   |

... Sin información

Fuente: Boletín Diario de Mercado de Granos. Bolsa de Comercio de Rosario - Argentina (www.bcr.com.ar)

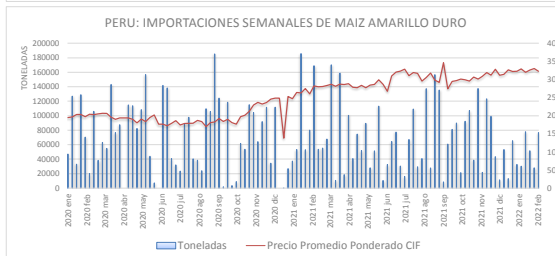


PRECIO PROMEDIO PONDERADO CIF (US\$ / t) Y MASA DE IMPORTACION DE MAIZ AMARILLO DURO EN EL PERU

|                          | 328.00  | 329.00   |
|--------------------------|---|--|
|                          | Semana: Del (02 de may ) Al ( 08 de may ) (Semana: 227) | Semana: Del ( 09 de may ) Al ( 15 de may ) (Semana: 228) |
| Precio CIF (US\$ / t) 1/ | 417.61  | 121.49   |
| Masa importado (t)       | 122,748   | 30   |

1/ Ponderado

Fuente: SUNAT



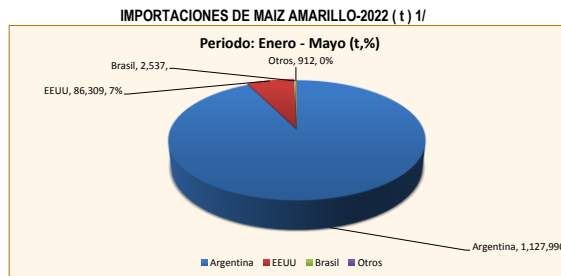
**IMPORTACION POR PAISES DE ORIGEN DEL MAIZ AMARILLO DURO**

Periodo: Enero - Mayo (t)

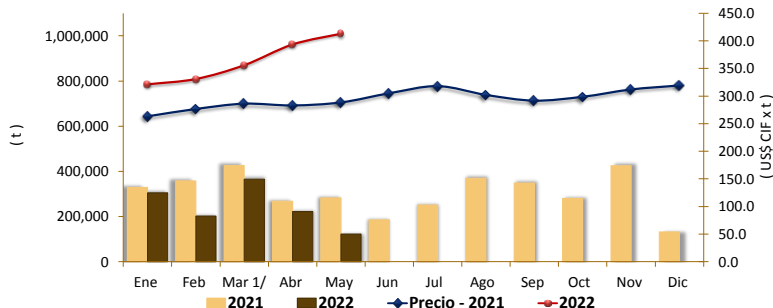
|           | 2021      | 2022      | Var (%) |
|-----------|-----------|-----------|---------|
| Argentina | 1,042,740 | 1,127,990 | 8       |
| EEUU      | 563,010   | 86,309    | -85     |
| Brasil    | 52,188    | 2,537     | -95     |
| Otros     | 5,711     | 912       | -84     |

1 / Actualizado al 24 de abril de 2022 (Provisional)

Fuente: SUNAT



**COMPORTAMIENTO MENSUAL DE LAS IMPORTACIONES DE MAIZ AMARILLO DURO (Partida arancelaria 1005901100): 2021 -2022**



| Mes    | 2020        |                   | Importaciones (t) |         |         | Precios CIF (US\$ x t) 2/ |       |
|--------|-------------|-------------------|-------------------|---------|---------|---------------------------|-------|
|        | Import. (t) | Precio CIF US\$/t | 2021              | 2022    | Var (%) | 2021                      | 2022  |
| Ene    | 336,025     | 199.4             | 329,242           | 305,183 | -7.3    | 263.3                     | 321.2 |
| Feb    | 234,951     | 201.7             | 357,916           | 202,290 | -43.5   | 276.6                     | 330.9 |
| Mar    | 377,044     | 196.9             | 426,149           | 365,339 | -14.3   | 286.2                     | 355.9 |
| Abr    | 359,116     | 190.3             | 267,696           | 222,157 | -17.0   | 283.0                     | 393.5 |
| May    | 316,176     | 188.2             | 282,647           | 122,778 | -56.6   | 288.5                     | 412.8 |
| Jun    | 320,910     | 174.9             | 185,359           |         |         | 305.1                     |       |
| Jul    | 282,437     | 179.2             | 251,105           |         |         | 318.0                     |       |
| Ago    | 295,875     | 177.8             | 369,220           |         |         | 302.1                     |       |
| Set 1/ | 414,029     | 187.7             | 348,260           |         |         | 291.7                     |       |
| Oct    | 240,910     | 204.2             | 280,433           |         |         | 298.7                     |       |
| Nov    | 372,138     | 233.5             | 425,015           |         |         | 312.0                     |       |
| Dic    | 173,245     | 248.5             | 132,186           |         |         | 319.2                     |       |

1/ Actualizado al 24 de abril de 2022 (Provisional)

2/ El Precio CIF es Ponderado

Fuente: SUNAT