



Lunes 06 de junio de 2022

| Precios referenciales S/ x Kg | mayo<br>mié-25 | mayo<br>vie-27 | mayo<br>lun-30 | junio<br>mié-01 | junio<br>vie-03 | junio<br>lun-06 |
|-------------------------------|----------------|----------------|----------------|-----------------|-----------------|-----------------|
|-------------------------------|----------------|----------------|----------------|-----------------|-----------------|-----------------|

**Lambayeque**

| (Moshoqueque) 1/ |      |      |      |      |      |      |
|------------------|------|------|------|------|------|------|
| Precio Máximo    | 1.46 | 1.46 | 1.46 | 1.46 | 1.46 | 1.46 |
| Precio Mínimo    | 1.44 | 1.44 | 1.44 | 1.44 | 1.44 | 1.44 |

**Nor Oriente**

| San Martín 2/  |      |      |      |      |      |      |
|----------------|------|------|------|------|------|------|
| - Picota       | 0.00 | 0.00 | 0.00 | 0.00 | 0.00 | 0.00 |
| - El Dorado    | 0.00 | 0.00 | 0.00 | 0.00 | 0.00 | 0.00 |
| - Lamas        | 0.00 | 0.00 | 0.00 | 0.00 | 0.00 | 0.00 |
| - Mca. Caceres | 1.10 | 1.10 | 0.00 | 0.00 | 0.00 | 0.00 |

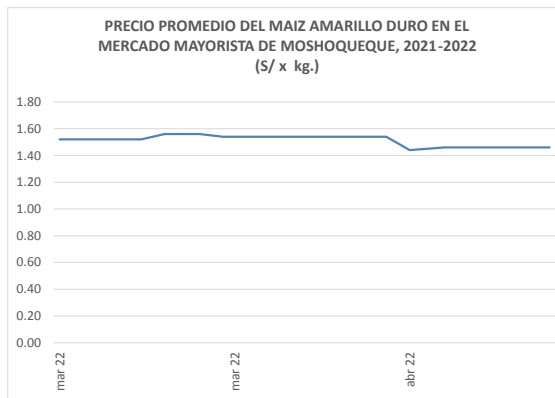
**Mercados de Lima metropolitana**

|                               |      |      |      |      |      |      |
|-------------------------------|------|------|------|------|------|------|
| Modo. Santa Anita (APAMSA) 2/ | 1.77 | 1.77 | 1.77 | 1.77 | 1.76 | 1.76 |
|-------------------------------|------|------|------|------|------|------|

Fuente: Direcciones Regionales de Información Agraria y Mercado de Productores de Santa Anita.

1/ Los precios incluyen IGV

2/ Los precios incluyen IGV



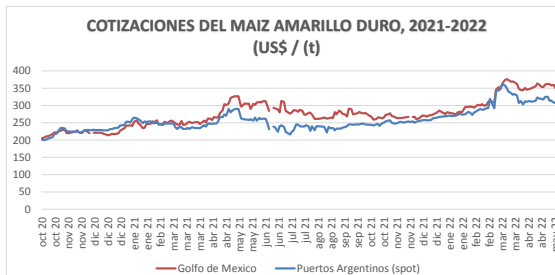
**COTIZACIONES E IMPORTACIONES DE MAIZ AMARILLO DURO**

**COTIZACIONES DEL MAIZ SEGÚN MERCADOS DE EXPORTACION - (MERCADOS FOB) (US\$ x t)**

|                                  | vie 27 may | lun 30 may | mié 01 jun | vie 03 jun | lun 06 jun | Promedio |
|----------------------------------|------------|------------|------------|------------|------------|----------|
| <b>Estados Unidos de America</b> |            |            |            |            |            |          |
| Golfo de México                  | 341.72     | 341.72     | 346.54     | 328.04     | 325.28     | 336.66   |
| <b>Argentina</b>                 |            |            |            |            |            |          |
| Puertos Argentinos               | 318.00     | 323.00     | 310.00     | 305.00     | 301.00     | 311.40   |

... Sin información

Fuente: Boletín Diario de Mercado de Granos. Bolsa de Comercio de Rosario - Argentina (www.bcr.com.ar)

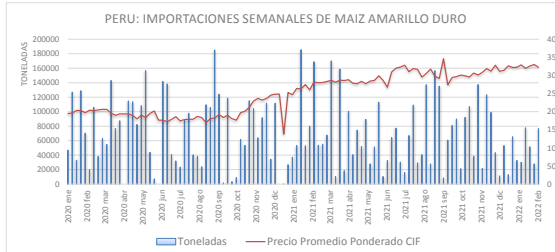


**PRECIO PROMEDIO PONDERADO CIF (US\$ / t) Y MASA DE IMPORTACION DE MAIZ AMARILLO DURO EN EL PERU**

|                          | 331.00<br>Semana: Del (23 de may) Al (29 de may)<br>(Semana: 230) | 332.00<br>Semana: Del (30 de may) Al (05 de jun)<br>(Semana: 231) |
|--------------------------|---|---|
| Precio CIF (US\$ / t) 1/ | 392.42  | 393.86  |
| Masa importado (t)       | 44,230  | 47,477  |

1/ Ponderado

Fuente: SUNAT



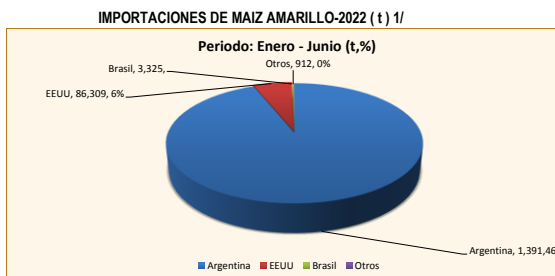
**IMPORTACION POR PAISES DE ORIGEN DEL MAIZ AMARILLO DURO**

Periodo: Enero - Junio (t)

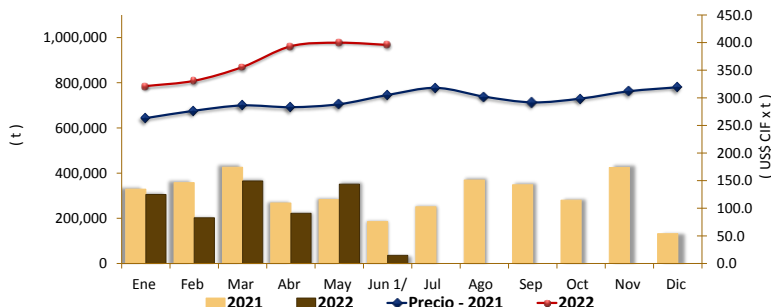
|           | 2021      | 2022      | Var (%) |
|-----------|-----------|-----------|---------|
| Argentina | 1,220,141 | 1,391,464 | 14      |
| EEUU      | 563,010   | 86,309    | -85     |
| Brasil    | 52,506    | 3,325     | -94     |
| Otros     | 13,351    | 912       | -93     |

1 / Actualizado al 04 de junio de 2022 (Provisional)

Fuente: SUNAT



**COMPORTAMIENTO MENSUAL DE LAS IMPORTACIONES DE MAIZ AMARILLO DURO (Partida arancelaria 1005901100): 2021-2022**



| Mes    | 2020        |                   | Importaciones (t) |         |         | Precios CIF (US\$ x t) 2/ |       |
|--------|-------------|-------------------|-------------------|---------|---------|---------------------------|-------|
|        | Import. (t) | Precio CIF US\$/t | 2021              | 2022    | Var (%) | 2021                      | 2022  |
| Ene    | 336,025     | 199.4             | 329,242           | 305,183 | -7.3    | 263.3                     | 321.2 |
| Feb    | 234,951     | 201.7             | 357,916           | 202,290 | -43.5   | 276.6                     | 330.9 |
| Mar    | 377,044     | 196.9             | 426,149           | 365,339 | -14.3   | 286.2                     | 355.9 |
| Abr    | 359,116     | 190.3             | 267,696           | 222,157 | -17.0   | 283.0                     | 393.5 |
| May    | 316,176     | 188.2             | 282,647           | 351,175 | 24.2    | 288.5                     | 399.7 |
| Jun    | 320,910     | 174.9             | 185,359           | 35,865  | -80.7   | 305.1                     | 395.7 |
| Jul    | 282,437     | 179.2             | 251,105           |         |         | 318.0                     |       |
| Ago    | 295,875     | 177.8             | 369,220           |         |         | 302.1                     |       |
| Set 1/ | 414,029     | 187.7             | 348,260           |         |         | 291.7                     |       |
| Oct    | 240,910     | 204.2             | 280,433           |         |         | 298.7                     |       |
| Nov    | 372,138     | 233.5             | 425,015           |         |         | 312.0                     |       |
| Dic    | 173,245     | 248.5             | 132,186           |         |         | 319.2                     |       |

1 / Actualizado al 04 de junio de 2022 (Provisional)

2/ El Precio CIF es Ponderado

Fuente: SUNAT