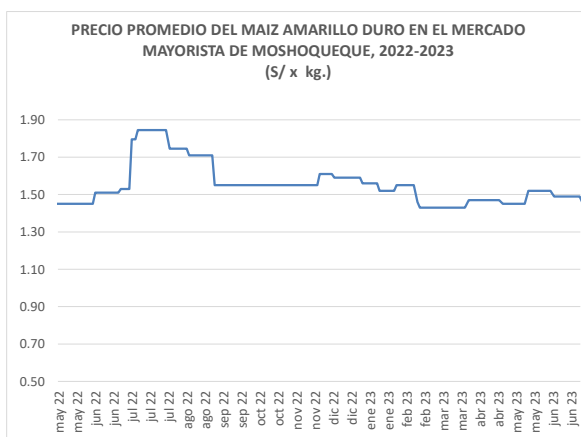




miércoles 29 de mayo de 2024

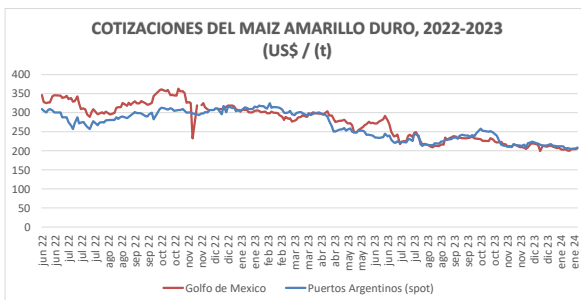
| Precios referenciales \$/ x Kg        | mayo vie-17 | mayo lun-20 | mayo mié-22 | mayo vie-24 | mayo lun-27 | mayo mié-29 |
|---------------------------------------|-------------|-------------|-------------|-------------|-------------|-------------|
| <b>Lambayeque</b>                     |             |             |             |             |             |             |
| (Moshoqueque) 1/                      |             |             |             |             |             |             |
| Precio Máximo                         | 1.30        | 1.30        | 1.30        | 1.30        | 1.30        | 1.30        |
| Precio Mínimo                         | 1.28        | 1.28        | 1.28        | 1.28        | 1.28        | 1.28        |
| <b>Nor Oriente</b>                    |             |             |             |             |             |             |
| <b>San Martín 2/</b>                  |             |             |             |             |             |             |
| - Pícolá                              |             |             |             |             |             |             |
| - El Dorado                           | 1.55        | 1.55        | 1.55        | 1.55        | 1.55        | 1.55        |
| - Lamas                               | 1.15        | 1.15        | 1.15        | 1.15        | 1.15        | 1.15        |
| - Mca. Caceres                        | 0.95        | 0.95        | 0.95        | 0.95        | 0.95        | 0.95        |
| <b>Mercados de Lima metropolitana</b> |             |             |             |             |             |             |
| Mdo. Santa Anita (APAMSA) 2/          | 1.57        | 1.56        | 1.57        | 1.56        | 1.55        | 1.55        |



**COTIZACIONES E IMPORTACIONES DE MAIZ AMARILLO DURO**

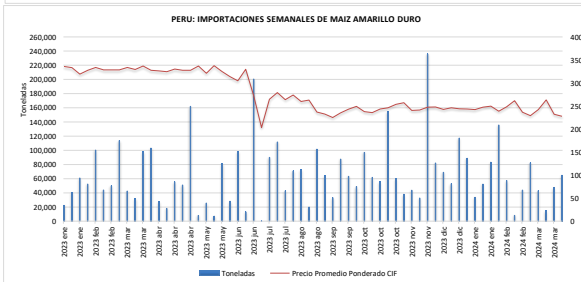
**COTIZACIONES DEL MAIZ SEGÚN MERCADOS DE EXPORTACION - (MERCADOS FOB) (US\$ x t)**

|                                  | lun 13 may | mié 15 may | lun 20 may | mié 22 may | vie 24 may | Promedio      |
|----------------------------------|------------|------------|------------|------------|------------|---------------|
| <b>Estados Unidos de America</b> |            |            |            |            |            |               |
| Golfo de México                  | 204.22     | 202.94     | 197.04     | 199.20     | 201.17     | <b>200.91</b> |
| <b>Argentina</b>                 |            |            |            |            |            |               |
| Puertos Argentinos               | 201.00     | 200.00     | 194.00     | 195.00     | 196.00     | <b>197.20</b> |



**PRECIO PROMEDIO PONDERADO CIF (US\$ / t) Y MASA DE IMPORTACION DE MAIZ AMARILLO DURO EN EL PERU**

|                          | Semana: Del (13 de may) Al (19 de may) (Semana: 333) | Semana: Del (20 de may) Al (26 de may) (Semana: 334) |
|--------------------------|--|--|
| Precio CIF (US\$ / t) 1/ | <b>230.13</b>  | <b>226.76</b>  |
| Masa importado (t)       | <b>25,543</b>  | <b>61,065</b>  |

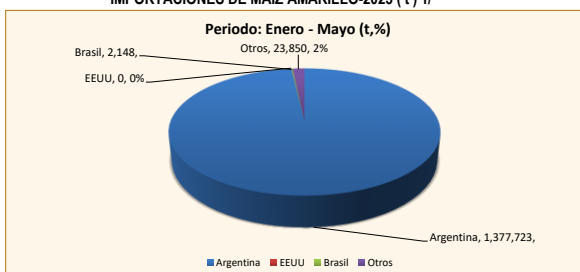


**IMPORTACION POR PAISES DE ORIGEN DEL MAIZ AMARILLO DURO**

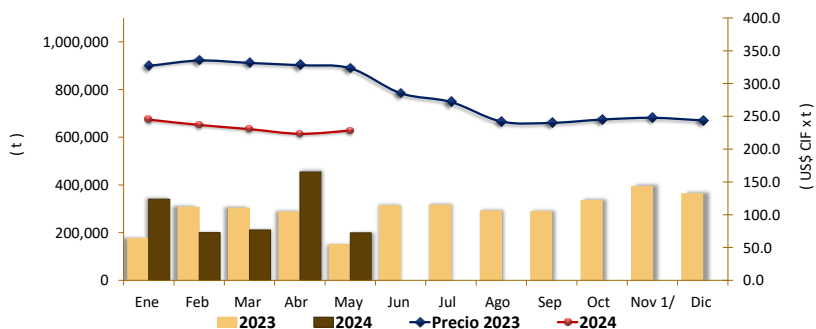
Periodo: Enero - Mayo (t)

|           | 2023    | 2024      | Var (%) |
|-----------|---------|-----------|---------|
| Argentina | 830,659 | 1,377,723 | 66      |
| EEUU      | 196,851 | 0         |         |
| Brasil    | 47,550  | 2,148     | -95     |
| Otros     | 147,830 | 23,850    | -84     |

**IMPORTACIONES DE MAIZ AMARILLO-2023 (t) 1/**



**COMPORTAMIENTO MENSUAL DE LAS IMPORTACIONES DE MAIZ AMARILLO DURO (Partida arancelaria 1005901100): 2023 - 2024**



| Mes | 2022        |                   | Importaciones (t) |         |         | Precios CIF (US\$ x t) 2/ |       |         |
|-----|-------------|-------------------|-------------------|---------|---------|---------------------------|-------|---------|
|     | Import. (t) | Precio CIF US\$/t | 2023              | 2024    | Var (%) | 2023                      | 2024  | Var (%) |
| Ene | 305,183     | 321.2             | 176,098           | 339,888 | 93.0    | 326.9                     | 245.0 | -25.0   |
| Feb | 202,290     | 330.9             | 307,422           | 200,189 | -34.9   | 335.0                     | 236.8 | -29.3   |
| Mar | 365,339     | 355.9             | 302,738           | 210,796 | -30.4   | 331.4                     | 230.5 | -30.5   |
| Abr | 222,157     | 393.5             | 286,516           | 453,630 | 58.3    | 327.9                     | 223.4 | -31.9   |
| May | 351,175     | 399.7             | 150,114           | 199,218 | 32.7    | 323.3                     | 228.3 | -29.4   |
| Jun | 272,930     | 383.7             | 311,747           |         |         | 285.3                     |       |         |
| Jul | 173,702     | 365.7             | 315,464           |         |         | 271.9                     |       |         |
| Ago | 408,965     | 337.0             | 290,610           |         |         | 242.1                     |       |         |
| Set | 365,790     | 330.0             | 288,048           |         |         | 240.0                     |       |         |
| Oct | 224,375     | 331.6             | 334,958           |         |         | 245.1                     |       |         |
| Nov | 255,440     | 331.9             | 393,954           |         |         | 247.8                     |       |         |
| Dic | 414,769     | 326.4             | 362,767           |         |         | 243.7                     |       |         |

1/ Actualizado al 26 de mayo de 2024 (Provisional)

2/ El Precio CIF es Ponderado

Fuente: SUNAT

Fuente: Asociación de Productores Agrícolas Mercado Santa Anita (APAMSA)

Elaboración: MIDAGRI-DGESEP-Dirección de Estadística e Información Agraria-Area de Comercio Interno

