



Lima, 21 de mayo del 2024

Gran Mercado Mayorista de Lima (GMML)

Esta madrugada se registró el ingreso de 7 202 toneladas de productos, cantidad menor en 8% respecto al promedio de los últimos cuatro martes. Asimismo, ingresaron 2 317 toneladas de papa, cantidad menor en 14% respecto al promedio de los últimos cuatro martes. 1/

Producto con buen precio: ají rocoto a S/ 1,60 por kilogramo

Tubérculos y raíces.- Esta mañana se registró el ingreso de 3156 toneladas de tubérculos, cantidad menor en 10% respecto al promedio de los últimos cuatro martes. Ingresaron: papa, 2317 toneladas; camote, 385 toneladas; yuca, 265 toneladas y olluco, 189 toneladas.

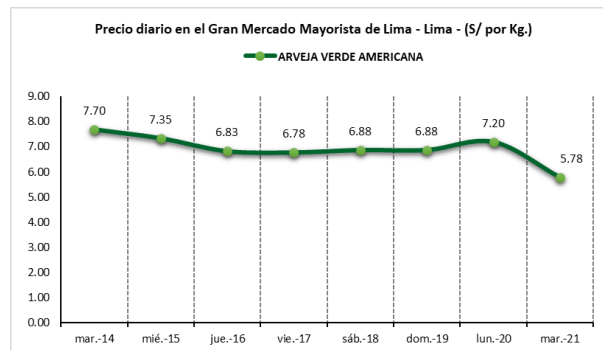
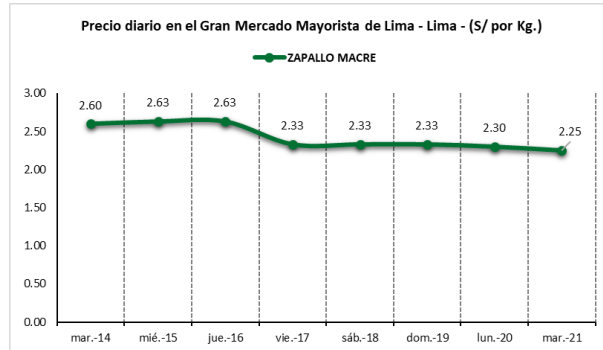
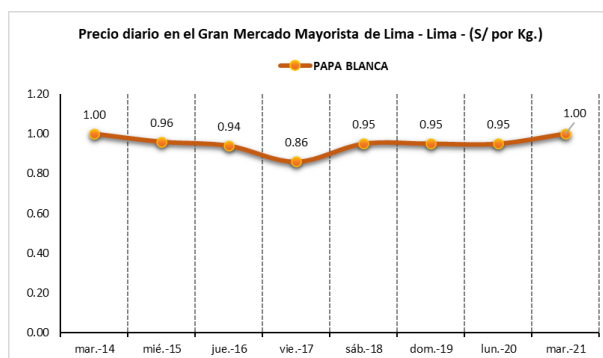
Los precios de todos los tubérculos variaron respecto al día de ayer: camote amarillo de S/ 1,21 a S/ 1,28; papa yungay de S/ 0,95 a S/ 1,00 y papa huayro de S/ 1,18 a S/ 1,24 (menor oferta); y papa color (canchan y única) de S/ 1,26 a S/ 1,21; papa amarilla de S/ 2,25 a S/ 2,13; yuca amarilla de S/ 0,93 a S/ 0,88 y olluco largo de S/ 2,25 a S/ 2,00 (mayor stock), todo por kilogramo.

Hortalizas.- Ingresaron 3364 toneladas de hortalizas, cantidad menor en 3% respecto al promedio de los últimos cuatro martes. Los productos que destacaron en el ingreso, fueron: choclo (tipo cusco), 471 toneladas; zanahoria, 454 toneladas; tomate, 378 toneladas y cebolla cabeza roja, 210 toneladas.

Por mayor stock los precios de algunas hortalizas bajaron: zapallo macre de S/ 2,30 a S/ 2,25; ají escabeche de S/ 3,13 a S/ 3,03; espinaca de S/ 2,13 a S/ 1,75 y ají rocoto de S/ 2,08 a S/ 1,60 por kilogramo. Mientras que por ingreso de producto fresco subió: pimiento morrón de S/ 2,08 a S/ 2,57; choclo (tipo cusco) de S/ 2,32 a S/ 2,50; brócoli de S/ 1,70 a S/ 1,83 y tomate de S/ 2,73 a S/ 2,78 por kilogramo.

Hortalizas leguminosas verdes.- Se registró el ingreso de 328 toneladas de leguminosas verdes, cantidad menor en 9% respecto al promedio de los últimos cuatro martes. Ingresaron: 167 toneladas de arveja; 88 toneladas de haba y 63 toneladas de vainita.

Los precios de las leguminosas subieron respecto al día de ayer por menor stock: vainita americana de S/ 2,70 a S/ 3,33; arveja verde blanca serrana de S/ 4,00 a S/ 4,28 y haba verde serrana de S/ 1,60 a S/ 1,63 por kilogramo. Mientras que bajó: arveja verde americana de S/ 7,20 a S/ 5,78 por kilogramo.





Mercado Mayorista de Frutas N° 2

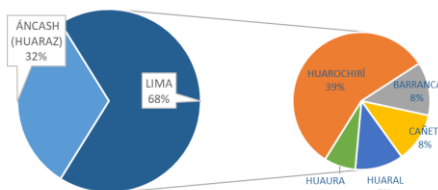
Esta madrugada se registró el ingreso de 2 568 toneladas de frutas, cantidad similar al promedio de los últimos cuatro martes. Las frutas que destacaron en el ingreso fueron: plátano, naranja, piña, mandarina y papaya.

Producto con buen precio: maracuyá costa a S/ 1,93 por kilogramo

Melocotón:

En lo que va al mes de mayo, esta fruta ingresa de los departamentos de Lima y Áncash. El precio de las dos variedades comercializadas en el mercado mayorista bajaron ligeramente respecto al día de ayer.

MERCADO MAYORISTA N°2 DE FRUTAS: INGRESO DE MELOCOTÓN SEGÚN DEPARTAMENTOS, MAYO 2024



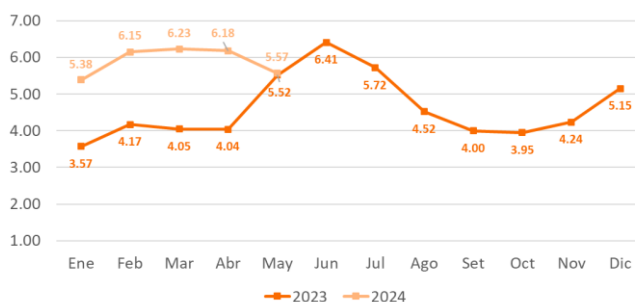
MERCADO MAYORISTA N°2 DE FRUTAS: PRECIOS DEL MELOCOTÓN, SEGÚN VARIEDAD (S/ por kilogramo)

| VARIEDAD | AYER | HOY |
|----------------|------|------|
| Blanquillo | 4.79 | 4.73 |
| Durazno huayco | 5.13 | 5.06 |

Fuente: SIEA



MERCADO MAYORISTA N°2 DE FRUTAS: PRECIO PROMEDIO MENSUAL DEL MELOCOTÓN DURAZNO HUAYCO, 2023 - 2024 (S/ por kilogramo)



Precio de las demás frutas:

En cuanto al precio de las demás frutas, por mayor oferta bajó respecto al día de ayer: mango edward de S/ 7,43 a S/ 7,38; pera agua packam importado de S/ 5,88 a S/ 5,83; naranja washington naval de S/ 3,35 a S/ 3,28 y piña criolla de selva de S/ 1,38 a S/ 1,33 por kilogramo.

Mientras que subió respecto al día de ayer: papaya (selva) de S/ 1,23 a S/ 1,31; manzana israel de S/ 2,88 a S/ 2,95 y palta fuerte costa de S/ 3,45 a S/ 3,53 por kilogramo.

Los precios del resto de frutas se mantuvieron o no variaron significativamente.



Abastecimiento y Precios Mayoristas

de los principales productos comercializados en el GMMML y MM N°2 Frutas



Dirección General de Estadística, Seguimiento y Evaluación de Políticas - DGESEP
Dirección de Estadística e Información Agraria - DEIA

Sistema de Información de Abastecimiento y Precios (SISAP)

| PRECIOS MAYORISTAS DE LOS PRINCIPALES PRODUCTOS COMERCIALIZADOS EN MERCADOS DE LIMA METROPOLITANA (\$/ por kg) | | | | | | | | | | | | | | |
|--|---|---------|---------------------------|----------------------------|----------|------------|------------|------------|------------|------------|------------|------------|------------|----------------|
| CNPA | NOMBRE DEL PRODUCTO | MERCADO | Prom. del mié 8 al mar 14 | Prom. del mié 15 al mar 21 | Var. (%) | may mar-14 | may mié-15 | may jue-16 | may vie-17 | may sáb-18 | may dom-19 | may lun-20 | may mar-21 | Var % Hoy/ayer |
| 011 | CEREALES | | | | | | | | | | | | | |
| 01122 | MAIZ MARLO/CORONTA DE MAIZ | GMMML | 11.11 | 11.07 | -0.3% | 10.75 | 10.50 | 11.25 | 11.25 | 11.50 | 11.50 | 10.75 | 10.75 | 0.0% |
| 01122 | MAIZ MORADO | GMMML | 2.33 | 2.72 | 16.9% | 2.93 | 2.88 | 2.83 | 2.83 | 2.83 | 2.83 | 2.73 | 2.13 | -22.0% |
| 012 | HORTALIZAS | | | | | | | | | | | | | |
| 0121 | Hortalizas de hoja o de tallo | | | | | | | | | | | | | |
| 01211 | ESPARRAGO FRESCO | GMMML | 6.97 | 7.12 | 2.2% | 6.76 | 6.76 | 6.76 | 7.26 | 7.26 | 7.26 | 7.26 | 7.26 | 0.0% |
| 01219 | ACELGA (CRIOLLA/SERRANA) | GMMML | 4.27 | 4.70 | 10.0% | 4.38 | 4.25 | 4.63 | 4.75 | 4.75 | 4.75 | 4.88 | 4.88 | 0.0% |
| 01214 | LECHUGA AMERICANA (CRIOLLA/SERRANA) | GMMML | 1.45 | 1.26 | -13.4% | 1.38 | 1.33 | 1.33 | 1.21 | 1.21 | 1.21 | 1.25 | 1.25 | 0.0% |
| 01214 | LECHUGA CRIOLLA SEDA | GMMML | 0.00 | 0.00 | | 0.00 | 0.00 | 0.00 | 0.00 | 0.00 | 0.00 | 0.00 | 0.00 | |
| 01214 | LECHUGA ROMANA HIDROPONICA B/R/O | GMMML | 1.01 | 1.03 | 1.7% | 1.04 | 1.00 | 0.96 | 1.00 | 1.04 | 1.04 | 1.08 | 1.06 | -1.9% |
| 01213 | BROCOLI | GMMML | 1.96 | 1.84 | -6.2% | 2.38 | 2.13 | 1.88 | 1.83 | 1.75 | 1.75 | 1.70 | 1.83 | 7.6% |
| 01212 | COL CHINA/LONGAPA | GMMML | 3.44 | 3.38 | -1.7% | 3.33 | 3.33 | 3.44 | 3.44 | 3.33 | 3.33 | 3.33 | 3.44 | 3.3% |
| 01212 | COL CORAZON (CRIOLLA/SERRANA) | GMMML | 0.76 | 0.68 | -10.5% | 0.77 | 0.77 | 0.64 | 0.64 | 0.64 | 0.64 | 0.68 | 0.75 | 10.3% |
| 01213 | COUFLOR (CRIOLLA/SERRANA) | GMMML | 0.65 | 0.62 | -4.8% | 0.64 | 0.66 | 0.62 | 0.61 | 0.61 | 0.61 | 0.61 | 0.64 | 4.9% |
| 01215 | ESPINACA (CRIOLLA/SERRANA) | GMMML | 2.00 | 1.89 | -5.4% | 2.38 | 2.13 | 1.83 | 1.88 | 1.75 | 1.75 | 2.13 | 1.75 | -17.8% |
| 01219 | PEREIL (CRIOLLO/SERRANO) | GMMML | 3.34 | 2.84 | -15.0% | 3.25 | 3.13 | 3.13 | 2.88 | 2.75 | 2.75 | 2.88 | 2.38 | -17.4% |
| 01212 | PACCHOY | GMMML | 5.89 | 5.86 | -0.5% | 6.04 | 6.04 | 6.04 | 5.83 | 5.83 | 5.83 | 5.83 | 5.63 | -3.4% |
| 01216 | ALCACHOFA SERRANA/VALLE/QUEBRADA/HELADA | GMMML | 3.74 | 3.98 | 6.4% | 3.75 | 3.75 | 3.75 | 4.00 | 4.06 | 4.06 | 4.06 | 4.19 | 3.2% |
| 01212 | HOLANTAU/HORGANICA | GMMML | 12.96 | 10.39 | -19.8% | 13.25 | 13.00 | 13.00 | 10.25 | 9.25 | 9.25 | 9.00 | 9.00 | 0.0% |
| 0122 | Melones | | | | | | | | | | | | | |
| 01221 | SANDIA VAR. | MMF2 | 0.81 | 0.79 | -3.5% | 0.80 | 0.80 | 0.80 | 0.78 | 0.78 | 0.78 | 0.78 | 0.78 | 0.0% |
| 01229 | MELON COQUITO | MMF2 | 0.93 | 0.87 | -7.3% | 0.92 | 0.90 | 0.85 | 0.85 | 0.85 | 0.85 | 0.88 | 0.88 | 0.0% |
| 0123 | Hortalizas de fruto | | | | | | | | | | | | | |
| 01231 | AJI AMARILLO SECO | GMMML | 14.88 | 15.50 | 4.2% | 15.25 | 15.25 | 15.50 | 15.50 | 15.50 | 15.50 | 15.63 | 15.63 | 0.0% |
| 01231 | AJI ESCABECHE FRESCO/ZANAHOR/LISO | GMMML | 2.75 | 3.03 | 9.9% | 2.73 | 2.83 | 3.05 | 3.08 | 3.03 | 3.03 | 3.13 | 3.03 | -3.2% |
| 01231 | AJI MONTAÑA/CHANCHAMAYO/COSTA/SELVA | GMMML | 3.52 | 3.38 | -4.0% | 3.75 | 3.63 | 3.38 | 3.25 | 3.25 | 3.25 | 3.50 | 3.38 | -3.4% |
| 01231 | AJI ROCOTO (COSTA/SIERRA/SELVA) | GMMML | 1.65 | 1.88 | 14.2% | 1.67 | 1.67 | 1.88 | 1.94 | 2.01 | 2.01 | 2.08 | 1.60 | -23.1% |
| 01231 | PIMIENTO MORRON/INJE/PAPR/LAR/PAL/SED/PI | GMMML | 1.90 | 2.22 | 17.1% | 2.22 | 2.43 | 2.43 | 2.01 | 2.01 | 2.01 | 2.08 | 2.57 | 23.6% |
| 01232 | PEPINILLO | GMMML | 0.83 | 0.84 | 0.7% | 0.88 | 0.83 | 0.83 | 0.79 | 0.83 | 0.83 | 0.88 | 0.88 | 0.0% |
| 01233 | BERENJENA (CRIOLLA/SERRANA) | GMMML | 4.86 | 4.63 | -4.7% | 4.80 | 4.60 | 4.60 | 4.60 | 4.60 | 4.60 | 4.60 | 4.60 | -4.2% |
| 01234 | TOMATE KATIA | GMMML | 2.43 | 2.72 | 11.6% | 2.59 | 2.59 | 2.73 | 2.73 | 2.73 | 2.73 | 2.73 | 2.78 | 1.8% |
| 01235 | ZAPALLO ITALIANO | GMMML | 1.17 | 1.12 | -4.0% | 1.15 | 1.15 | 1.13 | 1.13 | 1.13 | 1.13 | 1.13 | 1.04 | -8.0% |
| 01235 | ZAPALLO LOCHE | GMMML | 5.71 | 5.45 | -4.6% | 5.50 | 5.50 | 5.50 | 5.50 | 5.33 | 5.33 | 5.33 | 5.67 | 6.4% |
| 01235 | ZAPALLO MACRE(COSTA/SIERRA/SELVA) | GMMML | 2.40 | 2.40 | 0.0% | 2.60 | 2.63 | 2.63 | 2.33 | 2.33 | 2.33 | 2.30 | 2.25 | -2.2% |
| 01239 | CAIGUA (SELVA) | GMMML | 2.12 | 1.97 | -6.8% | 1.98 | 1.88 | 1.98 | 1.92 | 1.88 | 1.88 | 1.98 | 2.29 | 15.7% |
| 0124 | Hortalizas leguminosas verdes | | | | | | | | | | | | | |
| 01241 | FREJOLITO CHINO | GMMML | 2.50 | 2.50 | 0.0% | 2.50 | 2.50 | 2.50 | 2.50 | 2.50 | 2.50 | 2.50 | 2.50 | 0.0% |
| 01241 | FRIJOL VERDE CANARIO | GMMML | 2.93 | 3.04 | 3.7% | 3.33 | 3.33 | 3.08 | 2.83 | 3.20 | 3.20 | 2.83 | 2.83 | 0.0% |
| 01241 | PALLAR VERDE SERRUCHO | GMMML | 2.51 | 3.22 | 28.5% | 3.38 | 3.38 | 2.83 | 3.33 | 3.38 | 3.38 | 3.63 | 3.63 | 0.0% |
| 01241 | VAINITA AMERICANA/SEDA/PITO/CORRIENT/MAD | GMMML | 2.86 | 3.62 | 26.3% | 3.33 | 3.88 | 4.83 | 3.83 | 3.38 | 3.38 | 2.70 | 3.33 | 23.3% |
| 01242 | ARVEJA VERDE AMERICANA(CRIOLLA/SERRANA) | GMMML | 8.07 | 6.81 | -15.5% | 7.70 | 7.35 | 6.83 | 6.78 | 6.88 | 6.88 | 7.20 | 5.78 | -19.7% |
| 01242 | ARVEJA VERDE BLANCA SERRANA | GMMML | 5.31 | 4.30 | -19.0% | 5.23 | 4.25 | 4.25 | 4.20 | 4.55 | 4.55 | 4.00 | 4.28 | 7.0% |
| 01243 | HABA VERDE SERRANA | GMMML | 1.37 | 1.58 | 15.4% | 1.23 | 1.50 | 1.58 | 1.53 | 1.60 | 1.60 | 1.60 | 1.63 | 1.9% |
| 0125 | Hortalizas de raíz, bulbosas o tuberosas | | | | | | | | | | | | | |
| 01251 | NABO (CRIOLLO/SERRANO) | GMMML | 2.70 | 2.88 | 6.6% | 3.25 | 3.25 | 2.88 | 2.75 | 2.75 | 2.75 | 2.88 | 2.88 | 0.0% |
| 01251 | ZANAHORIA | GMMML | 0.47 | 0.64 | 37.2% | 0.46 | 0.52 | 0.48 | 0.62 | 0.67 | 0.67 | 0.77 | 0.77 | 0.0% |
| 01252 | AJO CRIOLLO O NAPLURI | GMMML | 9.59 | 10.13 | 5.6% | 9.63 | 9.63 | 9.50 | 10.25 | 10.38 | 10.38 | 10.38 | 10.38 | 0.0% |
| 01252 | AJO MORADO/BARRAN/LEGIT/ARICOTA/OTROS | GMMML | 12.47 | 11.50 | -7.7% | 11.50 | 11.75 | 11.50 | 11.50 | 11.50 | 11.50 | 11.50 | 11.25 | -2.2% |
| 01253 | CEBOLLA CABEZA BLANCA NACIONAL | GMMML | 3.21 | 2.98 | -7.3% | 2.98 | 3.00 | 3.00 | 2.95 | 2.95 | 2.95 | 2.98 | 3.03 | 1.7% |
| 01253 | CEBOLLA CABEZA ROJA | GMMML | 1.92 | 1.80 | -6.1% | 1.85 | 1.73 | 1.85 | 1.83 | 1.78 | 1.78 | 1.83 | 1.83 | 0.0% |
| 01253 | CEBOLLA CHINA (CRIOLLA/SERRANA) | GMMML | 1.77 | 1.93 | 8.8% | 2.25 | 2.13 | 1.88 | 1.88 | 1.88 | 1.88 | 1.70 | 2.13 | 25.3% |
| 01254 | PORO (CRIOLLO/SERRANO) | GMMML | 2.56 | 2.47 | -3.4% | 2.55 | 2.55 | 2.45 | 2.50 | 2.45 | 2.45 | 2.40 | 2.50 | 4.2% |
| 01259 | BETERRAGA (CRIOLLA/SERRANA) | GMMML | 1.70 | 2.14 | 26.2% | 1.84 | 1.67 | 2.17 | 2.27 | 2.27 | 2.27 | 2.17 | 2.17 | 0.0% |
| 01259 | RABANITO (CRIOLLO/SERRANO) | GMMML | 4.84 | 3.53 | -27.1% | 4.17 | 4.00 | 3.84 | 3.51 | 3.33 | 3.33 | 3.17 | 3.51 | 10.7% |
| 0129 | Hortalizas frescas, n.c.p. | | | | | | | | | | | | | |
| 01290 | CHOCLO TIPO CUSCO | GMMML | 2.37 | 2.45 | 3.3% | 2.50 | 2.68 | 2.50 | 2.50 | 2.32 | 2.32 | 2.32 | 2.50 | 7.8% |
| 01290 | APIO CRIOLLO/SERRANO | GMMML | 4.04 | 2.95 | -26.8% | 4.42 | 4.33 | 3.00 | 2.67 | 2.50 | 2.50 | 2.50 | 3.17 | 26.8% |
| 013 | FRUTAS Y NUECES | | | | | | | | | | | | | |
| 0131 | Frutas tropicales y subtropicales | | | | | | | | | | | | | |
| 01311 | PALTA CRIOLLA SELVA | MMF2 | 2.33 | 2.33 | 0.1% | 2.40 | 2.35 | 2.29 | 2.29 | 2.31 | 2.31 | 2.38 | 2.40 | 0.8% |
| 01311 | PALTA FUERTE COSTA | MMF2 | 3.55 | 3.43 | -3.5% | 3.45 | 3.43 | 3.45 | 3.38 | 3.38 | 3.38 | 3.45 | 3.53 | 2.3% |
| 01311 | PALTA HALL (SELVA) | MMF2 | 2.28 | 2.25 | -1.4% | 2.29 | 2.23 | 2.27 | 2.27 | 2.23 | 2.27 | 2.27 | 2.21 | -2.6% |
| 01311 | PALTA LINDA (COSTA/SELVA) | MMF2 | 2.93 | 2.78 | -5.1% | 2.90 | 2.81 | 2.79 | 2.79 | 2.79 | 2.79 | 2.79 | 2.71 | -2.2% |
| 01312 | PLATANO BIZCOCHO (SELVA) | MMF2 | 1.33 | 1.19 | -9.9% | 1.31 | 1.28 | 1.25 | 1.19 | 1.17 | 1.17 | 1.15 | 1.15 | 0.0% |
| 01312 | PLATANO MANZANO (SELVA) | MMF2 | 1.63 | 1.62 | -1.0% | 1.61 | 1.61 | 1.64 | 1.64 | 1.64 | 1.61 | 1.59 | 1.58 | -0.6% |
| 01312 | PLATANO MORADO (SELVA) | MMF2 | 2.99 | 2.86 | -4.2% | 3.00 | 2.98 | 2.88 | 2.88 | 2.85 | 2.81 | 2.85 | 2.79 | -2.1% |
| 01312 | PLATANO SEDA (SELVA) | MMF2 | 1.38 | 1.36 | -1.6% | 1.39 | 1.39 | 1.36 | 1.37 | 1.35 | 1.37 | 1.34 | 1.31 | -2.2% |
| 01312 | PLATANO SEDA CONGO | MMF2 | 1.86 | 1.83 | -1.7% | 1.89 | 1.89 | 1.84 | 1.83 | 1.81 | 1.81 | 1.81 | 1.84 | 1.7% |
| 01313 | PLATANO BELLACO (SELVA) | MMF2 | 1.90 | 1.92 | 1.0% | 1.93 | 1.94 | 1.94 | 1.92 | 1.92 | 1.92 | 1.92 | 1.89 | -1.6% |
| 01313 | PLATANO ISLA (SELVA) | MMF2 | 2.09 | 1.96 | -6.0% | 2.06 | 2.05 | 2.00 | 1.97 | 1.94 | 1.94 | 1.93 | 1.90 | -1.6% |
| 01313 | PLATANO PAULLO/SELVA | MMF2 | 2.06 | 2.07 | 0.3% | 2.06 | 2.06 | 2.06 | 2.06 | 2.06 | 2.06 | 2.11 | 2.06 | -2.4% |
| 01315 | HIGO MADURO O BREVAS | MMF2 | 7.37 | 7.41 | 0.6% | 7.36 | 7.36 | 7.36 | 7.32 | 7.36 | 7.36 | 7.46 | 7.68 | 2.9% |
| 01316 | MANGO CRIOLLO PLANTA (COSTA) | MMF2 | 5.26 | 5.86 | 11.4% | 5.50 | 5.75 | 5.70 | 5.70 | 5.85 | 5.85 | 6.08 | 6.08 | 0.0% |
| 01316 | MANGO EDWARD PLANTA | MMF2 | 7.69 | 7.54 | -2.0% | 7.83 | 7.65 | 7.65 | 7.65 | 7.50 | 7.53 | 7.43 | 7.38 | -0.7% |
| 01316 | MANGO HADEN /HAYDE (PLANTA) | MMF2 | 5.86 | 6.02 | 2.8% | 5.93 | 5.90 | 5.85 | 5.85 | 5.90 | 5.90 | 6.38 | 6.38 | 0.0% |
| 01316 | MANGO KAFRO / JAFRO (COSTA) | MMF2 | 5.33 | 5.52 | 3.6% | 5.43 | 5.48 | 5.48 | 5.53 | 5.48 | 5.48 | 5.58 | 5.63 | 0.9% |
| 01316 | MANGO KENT (COSTA) | MMF2 | 4.95 | 5.32 | 7.4% | 5.15 | 5.18 | 5.23 | 5.28 | 5.35</ | | | | |



Abastecimiento y Precios Mayoristas

de los principales productos comercializados en el GMMML y MM N°2 Frutas



Dirección General de Estadística, Seguimiento y Evaluación de Políticas - DGESEP
Dirección de Estadística e Información Agraria - DEIA

Sistema de Información de Abastecimiento y Precios (SISAP)

| PRECIOS MAYORISTAS DE LOS PRINCIPALES PRODUCTOS COMERCIALIZADOS EN MERCADOS DE LIMA METROPOLITANA (\$/ por kg) | | | | | | | | | | | | | | |
|--|--|---------|---------------------------|----------------------------|----------|------------|------------|------------|------------|------------|------------|------------|------------|----------------|
| CNPA | NOMBRE DEL PRODUCTO | MERCADO | Prom. del mié 8 al mar 14 | Prom. del mié 15 al mar 21 | Var. (%) | may mar-14 | may mié-15 | may jue-16 | may vie-17 | may sáb-18 | may dom-19 | may lun-20 | may mar-21 | Var % Hoy/ayer |
| 01319 | MARACUYA COSTA | MMF2 | 2.16 | 2.07 | -4.0% | 2.08 | 2.08 | 2.13 | 2.08 | 2.08 | 2.13 | 2.08 | 1.93 | -7.2% |
| 01319 | MARACUYA COSTA | GMMML | 2.27 | 2.26 | -0.2% | 2.25 | 2.25 | 2.25 | 2.30 | 2.25 | 2.25 | 2.25 | 2.30 | 2.2% |
| 01319 | PEPINO RAYADO O MELON | MMF2 | 4.37 | 4.55 | 4.2% | 4.38 | 4.43 | 4.45 | 4.53 | 4.55 | 4.55 | 4.65 | 4.68 | 0.6% |
| 01319 | ZAPOTE (MONTAÑA) | MMF2 | 0.00 | 0.00 | | 0.00 | 0.00 | 0.00 | 0.00 | 0.00 | 0.00 | 0.00 | 0.00 | |
| 0132 Frutas cítricas | | | | | | | | | | | | | | |
| 01321 | TORONJA COSTA CON PEPA | MMF2 | 3.38 | 3.42 | 1.2% | 3.43 | 3.38 | 3.38 | 3.43 | 3.38 | 3.38 | 3.40 | 3.58 | 5.3% |
| 01321 | TORONJA SELVA CON PEPA | MMF2 | 1.94 | 1.99 | 2.8% | 1.98 | 1.98 | 1.98 | 1.96 | 2.02 | 1.98 | 1.98 | 2.04 | 3.0% |
| 01322 | LIMA DULCE (COSTA) | MMF2 | 3.69 | 3.51 | -5.0% | 3.58 | 3.58 | 3.58 | 3.48 | 3.48 | 3.53 | 3.53 | 3.38 | -4.2% |
| 01322 | LIMON DULCE - SELVA | MMF2 | 1.63 | 1.57 | -4.0% | 1.63 | 1.61 | 1.59 | 1.56 | 1.54 | 1.56 | 1.58 | 1.54 | -2.5% |
| 01322 | LIMON SUTIL BOLSA | GMMML | 1.50 | 1.28 | -14.9% | 1.50 | 1.50 | 1.36 | 1.25 | 1.22 | 1.22 | 1.22 | 1.19 | -2.5% |
| 01322 | LIMON SUTIL CAJON | GMMML | 1.65 | 1.50 | -9.1% | 1.58 | 1.58 | 1.47 | 1.52 | 1.47 | 1.47 | 1.52 | 1.45 | -4.6% |
| 01323 | NARANJA PRIMAVEERA (COSTA) | MMF2 | 1.97 | 2.04 | 3.4% | 2.03 | 2.00 | 1.95 | 1.93 | 2.13 | 2.13 | 2.08 | 2.05 | -1.4% |
| 01323 | NARANJA TANGELO SELVA | MMF2 | 1.55 | 1.63 | 5.1% | 1.60 | 1.63 | 1.65 | 1.64 | 1.64 | 1.64 | 1.61 | 1.60 | -0.6% |
| 01323 | NARANJA VALENCIA | MMF2 | 1.06 | 1.02 | -4.2% | 1.11 | 1.10 | 1.07 | 1.03 | 1.00 | 1.00 | 0.98 | 0.96 | -2.0% |
| 01323 | NARANJA WASHINGTON NAVAL(COSTA) | MMF2 | 3.47 | 3.38 | -2.6% | 3.48 | 3.45 | 3.45 | 3.40 | 3.35 | 3.35 | 3.35 | 3.28 | -2.1% |
| 01324 | MANDARINA MALVACEA | MMF2 | 0.00 | 0.00 | | 0.00 | 0.00 | 0.00 | 0.00 | 0.00 | 0.00 | 0.00 | 0.00 | |
| 01324 | MANDARINA SATSUMA (COSTA) | MMF2 | 1.72 | 1.63 | -5.1% | 1.65 | 1.65 | 1.63 | 1.63 | 1.63 | 1.63 | 1.63 | 1.63 | 0.0% |
| 01324 | MANDARINA TANGERINA | MMF2 | 1.04 | 0.99 | -4.4% | 1.03 | 1.02 | 1.02 | 1.05 | 0.97 | 0.97 | 0.97 | 0.95 | -2.1% |
| 0133 Uvas | | | | | | | | | | | | | | |
| 01330 | UVA ALFONSO LAVALETT (NEGRA) | MMF2 | 3.51 | 3.25 | -7.5% | 3.45 | 3.40 | 3.33 | 3.25 | 3.23 | 3.23 | 3.15 | 3.13 | -0.6% |
| 01330 | UVA BORGOÑA | MMF2 | 4.67 | 4.51 | -3.5% | 4.63 | 4.58 | 4.48 | 4.48 | 4.48 | 4.53 | 4.53 | 4.48 | -1.1% |
| 01330 | UVA ITALIA /AMERICANA-NACIONAL | MMF2 | 3.14 | 3.09 | -1.5% | 3.18 | 3.18 | 3.18 | 3.10 | 3.05 | 3.05 | 3.05 | 3.05 | 0.0% |
| 01330 | UVA PALESTINA | MMF2 | 3.70 | 3.38 | -8.8% | 3.58 | 3.63 | 3.33 | 3.33 | 3.33 | 3.28 | 3.35 | 3.38 | 0.9% |
| 01330 | UVA QUEBRANTA/MOSCATEL | MMF2 | 0.00 | 0.00 | | 0.00 | 0.00 | 0.00 | 0.00 | 0.00 | 0.00 | 0.00 | 0.00 | |
| 01330 | UVA RED GLOVE NACIONAL | MMF2 | 4.22 | 4.17 | -1.2% | 4.23 | 4.18 | 4.13 | 4.13 | 4.15 | 4.15 | 4.23 | 4.23 | 0.0% |
| 01330 | UVA ROSADA SIN PEPA | MMF2 | 4.75 | 4.62 | -2.8% | 4.65 | 4.65 | 4.58 | 4.58 | 4.58 | 4.63 | 4.65 | 4.65 | 0.0% |
| 01330 | UVA SULTANINA NACIONAL | MMF2 | 0.00 | 0.00 | | 0.00 | 0.00 | 0.00 | 0.00 | 0.00 | 0.00 | 0.00 | 0.00 | |
| 0134 Frutas de pepita y frutas de hueso | | | | | | | | | | | | | | |
| 01341 | MANZANA CTE/PARA AGUA | GMMML | 2.44 | 2.81 | 14.8% | 2.75 | 2.75 | 2.83 | 2.83 | 2.83 | 2.83 | 2.75 | 2.83 | 2.9% |
| 01341 | MANZANA CTE/PARA AGUA | MMF2 | 1.29 | 1.43 | 10.4% | 1.35 | 1.36 | 1.36 | 1.40 | 1.45 | 1.45 | 1.48 | 1.49 | 0.7% |
| 01341 | MANZANA DELICIA | MMF2 | 3.42 | 3.38 | -1.1% | 3.43 | 3.40 | 3.40 | 3.36 | 3.36 | 3.36 | 3.40 | 3.41 | 0.3% |
| 01341 | MANZANA GOLDEN | MMF2 | 2.84 | 2.69 | -5.4% | 2.75 | 2.70 | 2.65 | 2.65 | 2.65 | 2.65 | 2.75 | 2.78 | 1.1% |
| 01341 | MANZANA IMPORTADA (CHILENA) | MMF2 | 7.33 | 7.13 | -2.8% | 7.34 | 7.16 | 7.16 | 7.16 | 7.10 | 7.11 | 7.10 | 7.10 | 0.0% |
| 01341 | MANZANA ISRAEL | MMF2 | 2.56 | 2.81 | 9.9% | 2.68 | 2.68 | 2.75 | 2.78 | 2.83 | 2.83 | 2.88 | 2.95 | 2.4% |
| 01341 | MANZANA WINTER | MMF2 | 2.28 | 2.35 | 3.0% | 2.31 | 2.32 | 2.32 | 2.35 | 2.35 | 2.35 | 2.39 | 2.39 | 0.0% |
| 01342 | MEMBRILLO CRIOLLO | MMF2 | 3.94 | 3.79 | -3.8% | 3.78 | 3.78 | 3.78 | 3.78 | 3.78 | 3.83 | 3.83 | 3.78 | -1.3% |
| 01342 | MEMBRILLO SERRANO | MMF2 | 3.18 | 3.02 | -4.9% | 3.09 | 3.07 | 3.05 | 3.00 | 3.00 | 3.01 | 3.00 | 3.01 | 0.3% |
| 01342 | PERA AGUA ITALIANA | MMF2 | 5.44 | 5.56 | 2.3% | 5.48 | 5.52 | 5.54 | 5.54 | 5.60 | 5.60 | 5.60 | 5.60 | 0.0% |
| 01342 | PERA AGUA PACKAM IMPORTADO | MMF2 | 5.88 | 5.88 | 0.0% | 5.93 | 5.88 | 5.91 | 5.93 | 5.88 | 5.88 | 5.88 | 5.83 | -0.9% |
| 01343 | ALBARICOQUE | MMF2 | 3.38 | 3.62 | 7.0% | 3.58 | 3.58 | 3.58 | 3.65 | 3.65 | 3.65 | 3.65 | 3.58 | -1.9% |
| 01345 | CIRUELA NECTARINA (IMPORTADA) | MMF2 | 8.63 | 8.78 | 1.7% | 8.68 | 8.85 | 8.78 | 8.78 | 8.78 | 8.83 | 8.75 | 8.68 | -0.8% |
| 01345 | MELOCOTON BLANQUILLO | MMF2 | 5.08 | 4.84 | -4.8% | 5.00 | 4.90 | 4.88 | 4.85 | 4.85 | 4.85 | 4.79 | 4.73 | -1.3% |
| 01345 | MELOCOTON DURAZNO HUAYCO | MMF2 | 5.64 | 5.23 | -7.1% | 5.40 | 5.38 | 5.35 | 5.29 | 5.21 | 5.21 | 5.13 | 5.06 | -1.4% |
| 01346 | CIRUELA SANTA ROSA/NACIONAL | MMF2 | 5.60 | 5.22 | -6.8% | 5.35 | 5.33 | 5.28 | 5.25 | 5.20 | 5.23 | 5.15 | 5.08 | -1.4% |
| 01349 | LUCUMA DE SEDA (COSTA/SELVA) | MMF2 | 4.85 | 4.87 | 0.4% | 4.88 | 4.88 | 4.85 | 4.85 | 4.85 | 4.85 | 4.85 | 4.93 | 1.6% |
| 0135 Bayas y otras frutas | | | | | | | | | | | | | | |
| 01352 | KIWI IMPORTADO CHILENO | MMF2 | 9.10 | 8.98 | -1.3% | 9.12 | 9.05 | 9.05 | 9.03 | 8.98 | 9.02 | 8.98 | 8.77 | -2.3% |
| 01354 | FRESA AROMA | MMF2 | 0.00 | 0.00 | | 0.00 | 0.00 | 0.00 | 0.00 | 0.00 | 0.00 | 0.00 | 0.00 | |
| 01359 | GRANADA (COSTA) | MMF2 | 2.66 | 2.81 | 5.6% | 2.73 | 2.77 | 2.83 | 2.83 | 2.78 | 2.78 | 2.83 | 2.86 | 1.1% |
| 01359 | MAMEY (COSTA) | MMF2 | 4.59 | 4.67 | 1.6% | 4.65 | 4.58 | 4.58 | 4.68 | 4.68 | 4.73 | 4.68 | 4.75 | 1.5% |
| 01359 | TAMARINDO (CON CASCARA) COSTA | MMF2 | 5.69 | 5.80 | 2.0% | 5.90 | 5.88 | 5.85 | 5.85 | 5.75 | 5.70 | 5.75 | 5.85 | 1.7% |
| 01359 | TAMARINDO (SIN CASCARA) COSTA | MMF2 | 7.15 | 7.25 | 1.4% | 7.25 | 7.25 | 7.25 | 7.25 | 7.25 | 7.25 | 7.25 | 7.25 | 0.0% |
| 01359 | TUNA AMARILLA | MMF2 | 2.63 | 2.56 | -2.6% | 2.65 | 2.65 | 2.63 | 2.53 | 2.53 | 2.53 | 2.53 | 2.55 | 0.8% |
| 01359 | TUNA BLANCA (COSTA / SIERRA) | MMF2 | 3.50 | 3.60 | 2.8% | 3.55 | 3.58 | 3.58 | 3.58 | 3.60 | 3.60 | 3.60 | 3.65 | 1.4% |
| 01359 | TUNA MORADA/ROSADA | MMF2 | 2.63 | 2.56 | -2.7% | 2.65 | 2.63 | 2.58 | 2.55 | 2.53 | 2.53 | 2.53 | 2.55 | 0.8% |
| 014 SEMILLAS ACETERAS Y FRUTOS OLEAGINOSOS | | | | | | | | | | | | | | |
| 01460 | COCO (COSTA/SELVA) | MMF2 | 1.93 | 1.75 | -9.0% | 1.83 | 1.83 | 1.79 | 1.77 | 1.77 | 1.77 | 1.72 | 1.62 | -5.8% |
| 015 RAICES Y TUBERCULOS COMESTIBLES | | | | | | | | | | | | | | |
| 0151 Papas | | | | | | | | | | | | | | |
| 01510 | PAPA AMARILLA/TUMBAY/TORNILLO/OTROS | GMMML | 2.29 | 2.11 | -7.5% | 2.10 | 1.93 | 1.88 | 2.05 | 2.28 | 2.28 | 2.25 | 2.13 | -5.3% |
| 01510 | PAPA BLANCA/VALLE/OTROS | GMMML | 1.01 | 0.94 | -6.8% | 1.00 | 0.96 | 0.94 | 0.86 | 0.95 | 0.95 | 0.95 | 1.00 | 5.3% |
| 01510 | PAPA CANCHAN | GMMML | 1.00 | 1.05 | 4.9% | 0.98 | 1.00 | 0.98 | 0.98 | 1.13 | 1.13 | 1.10 | 1.03 | -4.0% |
| 01510 | PAPA COLOR/VALLE/OTROS | GMMML | 1.24 | 1.23 | -0.8% | 1.23 | 1.20 | 1.15 | 1.15 | 1.31 | 1.31 | 1.26 | 1.21 | -4.0% |
| 01510 | PAPA HUAMANTANGA | GMMML | 1.55 | 1.39 | -10.5% | 1.43 | 1.33 | 1.40 | 1.31 | 1.45 | 1.45 | 1.45 | 1.35 | -6.9% |
| 01510 | PAPA HUAYRO (ROJO-MORO-NEGRO)RUNT/MAR/HU | GMMML | 1.34 | 1.17 | -12.2% | 1.13 | 1.20 | 1.13 | 1.05 | 1.21 | 1.21 | 1.18 | 1.24 | 5.1% |
| 01510 | PAPA NEGRA ANDINA | GMMML | 1.00 | 0.94 | -5.4% | 0.96 | 0.96 | 0.96 | 0.88 | 0.96 | 0.96 | 0.94 | 0.95 | 1.1% |
| 01510 | PAPA PERRICHOLI | GMMML | 0.00 | 0.00 | | 0.00 | 0.00 | 0.00 | 0.00 | 0.00 | 0.00 | 0.00 | 0.00 | |
| 01510 | PAPA PERUANITA | GMMML | 1.52 | 1.40 | -7.5% | 1.51 | 1.41 | 1.30 | 1.35 | 1.48 | 1.48 | 1.46 | 1.34 | -8.2% |
| 01510 | PAPA UNICA | GMMML | 1.48 | 1.41 | -4.6% | 1.49 | 1.40 | 1.33 | 1.31 | 1.50 | 1.50 | 1.43 | 1.39 | -2.8% |
| 01510 | PAPA YUNGAY | GMMML | 1.01 | 0.94 | -6.8% | 1.00 | 0.96 | 0.94 | 0.86 | 0.95 | 0.95 | 0.95 | 1.00 | 5.3% |
| 0152 Yuca | | | | | | | | | | | | | | |
| 01520 | YUCA AMARILLA/LEGITIM/INERTA(COS/SEL) | GMMML | 0.91 | 0.89 | -2.0% | 0.90 | 0.93 | 0.90 | 0.85 | 0.88 | 0.88 | 0.93 | 0.88 | -5.4% |
| 0153 Camote | | | | | | | | | | | | | | |
| 01530 | CAMOTE AMARILLO | GMMML | 1.31 | 1.23 | -6.4% | 1.28 | 1.30 | 1.21 | 1.21 | 1.19 | 1.19 | 1.21 | 1.28 | 5.8% |
| 01530 | CAMOTE MORADO/LEG/MILA/ME/PEPIN/PARAMON | GMMML | 1.65 | 1.86 | 13.0% | 1.65 | 1.68 | 1.83 | 1.88 | 1.88 | 1.88 | 1.88 | 2.00 | 6.4% |
| 0159 Otras raíces y tubérculos comestibles | | | | | | | | | | | | | | |
| 01599 | OLLUCO LARGO (SIN LAVAR/LAVADO) | GMMML | 2.20 | 2.20 | 0.1% | 2.03 | 2.15 | 2.23 | 2.23 | 2.28 | 2.28 | 2.25 | 2.00 | -11.1% |
| 01599 | YACON (LACON) | MMF2 | 2.45 | 2.61 | 6.2% | 2.55 | 2.58 | 2.55 | 2.58 | 2.58 | 2.63 | 2.58 | 2.78 | 7.8% |
| 016 ESTIMULANTES, ESPECIAS Y AROMÁTICOS | | | | | | | | | | | | | | |
| 01652 | AJI PAPRIKA | GMMML | 15.57 | 15.57 | 0.0% | 15.50 | 15.50 | 15.63 | 15.63 | 15.63 | 15.63 | 15.50 | 15.50 | 0.0% |
| 01652 | AJI SECO PANCA | GMMML | 15.65 | 15.68 | 0.2% | 15.75 | 15.75 | 15.63 | 15.63 | 15.63 | 15.63 | 15.75 | 15.75 | 0.0% |
| 01654 | CULANTRO (CRIOLLO/SERRANO) | GMMML | 1.13 | 1.10 | -3.3% | 1.33 | 1.33 | 1.25 | 1.09 | 1.00 | 1.00 | 0.92 | 1.09 | 18.5% |
| 01657 | KION (COSTA/SELVA) | GMMML | 5.02 | 5.18 | 3.2% | 5.13 | 5.13 | 5.13 | 5.25 | 5.25 | 5.25 | | | |